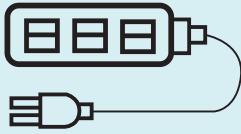


Helpful Tips to Winterize Temporary Outdoor Dining and Retail Spaces

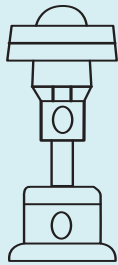
October 2020

Safety first! To keep your guests and employees safe, please be mindful of this guidance when winterizing your outdoor operations spaces.



Extension Cords

- Be careful that extension cords for lighting do not create a tripping hazard.



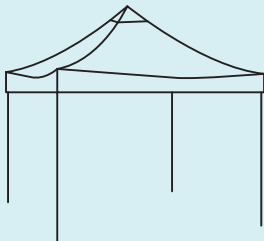
Heat Sources

- Heat sources like fire pits, space heaters, gas and electric heaters may create a fire hazard and may not be located under tents and canopies.



Litter

- Remember to sweep up litter, leaves, and debris from the curbs and street areas near your outdoor dining and retail spaces and dispose of this debris in the trash to keep our environment safe.

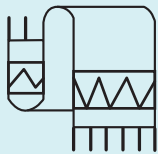


Canopies and Tents

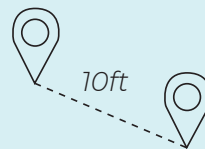
- Ensure these are tied down and secured so they do not take off when the wind picks up.

Things you can do to safely spruce up your outdoor space for winter:

Have blankets and umbrella holders on hand for your guests instead of heaters.



Electric and gas fueled heaters may be used at least 10 feet away from tree canopies, tents, and canopies.



For questions, please contact LaVonna Koretke at lkoretke@escondido.org or call **760-839-5400** and we are happy to review your outdoor space winterizing ideas and provide feedback.

