



Council Meeting Agenda

December 3, 2014
CITY COUNCIL CHAMBERS
7:00 P.M. Special Meeting
201 N. Broadway, Escondido, CA 92025

MAYOR	Sam Abed
DEPUTY MAYOR	Olga Diaz
COUNCIL MEMBERS	Ed Gallo John Masson Michael Morasco
CITY MANAGER	Clay Phillips
CITY CLERK	Diane Halverson
CITY ATTORNEY	Jeffrey Epp
DIRECTOR OF COMMUNITY DEVELOPMENT	Barbara Redlitz
DIRECTOR OF PUBLIC WORKS	Ed Domingue

ELECTRONIC MEDIA:

Electronic media which members of the public wish to be used during any public comment period should be submitted to the City Clerk's Office at least 24 hours prior to the Council meeting at which it is to be shown.

The electronic media will be subject to a virus scan and must be compatible with the City's existing system. The media must be labeled with the name of the speaker, the comment period during which the media is to be played and contact information for the person presenting the media.

The time necessary to present any electronic media is considered part of the maximum time limit provided to speakers. City staff will queue the electronic information when the public member is called upon to speak. Materials shown to the Council during the meeting are part of the public record and may be retained by the Clerk.

The City of Escondido is not responsible for the content of any material presented, and the presentation and content of electronic media shall be subject to the same responsibilities regarding decorum and presentation as are applicable to live presentations.



Council Meeting Agenda

**December 3, 2014
7:00 P.M. Special Meeting**

CALL TO ORDER

- FLAG SALUTE:** Police and Fire Color Guard
- NATIONAL ANTHEM:** Officer Beverly Holtz
- INVOCATION:** Dennis Keating
- ROLL CALL:** Diaz, Gallo, Masson, Morasco, Abed

ORAL COMMUNICATIONS

The public may address the Council on any item that is not on the agenda and that is within the subject matter jurisdiction of the legislative body. State law prohibits the Council from discussing or taking action on such items, but the matter may be referred to the City Manager/staff or scheduled on a subsequent agenda. (Please refer to the back page of the agenda for instructions.) NOTE: Depending on the number of requests, comments may be reduced to less than 3 minutes per speaker and limited to a total of 15 minutes. Any remaining speakers will be heard during Oral Communications at the end of the meeting.

CONSENT CALENDAR

Items on the Consent Calendar are not discussed individually and are approved in a single motion. However, Council members always have the option to have an item considered separately, either on their own request or at the request of staff or a member of the public.

- [CERTIFICATION OF 2014 GENERAL MUNICIPAL ELECTION RESULTS -](#)**
Request Council approve certifying the November 4, 2014 City of Escondido General Municipal Election and declare the results.

Staff Recommendation: **Approval (City Clerk's Office: Diane Halverson)**

RESOLUTION NO. 2014-173

INSTALLATION CEREMONIES

2. INSTALLATION OF OFFICERS: The Honorable Judge Harry Elias

- Sam Abed, Mayor
- Ed Gallo, Councilmember - District One
- John Masson, Councilmember - District Two

3. COMMENTS FROM NEWLY ELECTED OFFICERS -

CURRENT BUSINESS

4. APPOINTMENT OF DEPUTY MAYOR -

Staff Recommendation: **None**

ORAL COMMUNICATIONS

The public may address the Council on any item that is not on the agenda and that is within the subject matter jurisdiction of the legislative body. State law prohibits the Council from discussing or taking action on such items, but the matter may be referred to the City Manager/staff or scheduled on a subsequent agenda. Speakers are limited to only one opportunity to address the Council under Oral Communications.

ADJOURNMENT/RECEPTION

UPCOMING MEETING SCHEDULE

Date	Day	Time	Meeting Type	Location
December 10	Wednesday	3:30 & 4:30 p.m.	Regular Meeting	Council Chambers
December 17	-	-	No Meeting	-
December 24	-	-	No Meeting	-
December 31	-	-	No Meeting	-

TO ADDRESS THE COUNCIL

The public may address the City Council on any agenda item. Please complete a Speaker's form and give it to the City Clerk. Submission of Speaker forms prior to the discussion of an item is highly encouraged. Comments are generally limited to 3 minutes.

If you wish to speak concerning an item not on the agenda, you may do so under "Oral Communications." Please complete a Speaker's form as noted above.

Nomination forms for Community Awards are available at the Escondido City Clerk's Office or at <http://www.escondido.org/city-clerks-office.aspx>

Handouts for the City Council should be given to the City Clerk. To address the Council, use the podium in the center of the Chambers, STATE YOUR NAME FOR THE RECORD and speak directly into the microphone.

AGENDA, STAFF REPORTS AND BACK-UP MATERIALS ARE AVAILABLE:

- Online at <http://www.escondido.org/meeting-agendas.aspx>
- In the City Clerk's Office at City Hall
- In the Library (239 S. Kalmia) during regular business hours and
- Placed in the Council Chambers (See: City Clerk/Minutes Clerk) immediately before and during the Council meeting.

AVAILABILITY OF SUPPLEMENTAL MATERIALS AFTER AGENDA POSTING: Any supplemental writings or documents provided to the City Council regarding any item on this agenda will be made available for public inspection in the City Clerk's Office located at 201 N. Broadway during normal business hours, or in the Council Chambers while the meeting is in session.

LIVE BROADCAST

Council meetings are broadcast live on Cox Cable Channel 19 and U-verse Channel 99 – Escondido Gov TV. They can also be viewed the following Sunday and Monday evenings at 6:00 p.m. on those same channels. The Council meetings are also available live via the Internet by accessing the City's website at www.escondido.org, and clicking the "Live Streaming –City Council Meeting now in progress" button on the home page.

Please turn off all cellular phones and pagers while the meeting is in session.

**The City Council is scheduled to meet the first four Wednesdays
of the month at 3:30 in Closed Session and 4:30 in Open Session.
(Verify schedule with City Clerk's Office)**

**Members of the Council also sit as the Successor Agency to the CDC, Escondido Joint Powers
Financing Authority and the Mobilehome Rent Review Board.**

**CITY HALL HOURS OF OPERATION
Monday-Friday 8:00 a.m. to 5:00 p.m.**



If you need special assistance to participate in this meeting, please contact our ADA Coordinator at 839-4643. Notification 48 hours prior to the meeting will enable the City to make reasonable arrangements to ensure accessibility.

Listening devices are available for the hearing impaired – please see the City Clerk.

CITY COUNCIL

For City Clerk's Use:

APPROVED **DENIED**

Reso No. _____ file No. _____

Ord No. _____

Agenda Item No.: 1

Date: December 3, 2014

TO: Honorable Mayor and Members of the City Council

FROM: Diane Halverson, City Clerk

SUBJECT: Certification of November 2014 General Municipal Election Results

RECOMMENDATION:

Request the City Council adopt Resolution No. 2014-173 certifying the November 4, 2014, City of Escondido General Municipal Election and declaring the results.

FISCAL ANALYSIS:

Funds for election expenses in the amount of \$140,000 were approved in the FY 2014-15 General Fund budget. Resolution 2014-97 was adopted on June 25, 2014, to authorize a budget adjustment in the amount of \$18,000 to cover the cost of verifying the signatures of the Initiative Measure to Adopt the Lakes Specific Plan. On July 23, 2014, Council adopted Resolution 2014-104, authorizing an additional funding of \$20,000 to cover the cost of placing the Initiative Measure to Adopt the Lakes Specific Plan on the ballot. Final costs should be available from the Registrar of Voters within the next 60-90 days.

BACKGROUND:


On June 25, 2014, the City Council adopted Resolution No. 2014-61 calling a General Municipal Election on November 4, 2014, to elect one (1) Mayor at-large, with a four-year term, one (1) City Council Member – District One with a four-year term and one (1) City Council Member – District Two with a four-year term; and to submit to the voters a question relating to the adoption of a proposed Charter by the City. The Council also adopted Resolution No. 2014-62 requesting the San Diego County Board of Supervisors/Registrar of Voters to consolidate Escondido's Municipal Election with the Statewide General Election and Resolution No. 2014-63 directing preparation of impartial analysis for City measures, authorizing its members to file written arguments in favor of city measures and providing for the filing of rebuttal arguments for City measures.

On July 23, 2014, the City Council adopted Resolution No. 2014-103 calling a General Municipal Election on November 4, 2014, for the purpose of submitting to the voters a question relating to the adoption of the Initiative Measure to Adopt the Lakes Specific Plan. The Council approved Resolution 2014-63R directing preparation of impartial analysis for City measures, authorizing its members to file written arguments in favor of City measures and providing for the filing of rebuttal arguments for City measures.

CONCLUSION:

In accordance with the California Elections Code, certification of the canvass of the returns from the General Municipal Election held on November 4, 2014, is to be presented to Council for action. The official certification from the Registrar of Voters is attached to the resolution as Exhibit "A."

Respectfully submitted,

A handwritten signature in cursive script that reads "Diane Halverson".

Diane Halverson, CMC
City Clerk

RESOLUTION NO. 2014-173

A RESOLUTION OF THE CITY COUNCIL OF
THE CITY OF ESCONDIDO, CALIFORNIA,
RECITING THE FACT OF THE GENERAL
MUNICIPAL ELECTION HELD ON NOVEMBER
4, 2014, DECLARING THE RESULT AND
SUCH OTHER MATTERS AS REQUIRED BY
LAW

WHEREAS, a General Municipal Election was held and conducted in the City of Escondido, on Tuesday, November 4, 2014, as required by law; and

WHEREAS, a notice of the election was given in time, form and manner as provided by law; that voting precincts were properly established; that candidates were nominated to fill the vacancies as provided by law; that election officers were appointed and that in all respects the election was held and conducted and the votes were cast, received and canvassed and the returns made and declared in time, form and manner as required by the provisions of the Elections Code of the State of California for the holding of elections in general law cities; and

WHEREAS, Resolution No. 2014-61 was adopted June 25, 2014, calling and giving notice of a General Municipal Election to be held on Tuesday, November 4, 2014; and

WHEREAS, Resolution No. 2014-62 was adopted June 25, 2014, requesting the Board of Supervisors of the County of San Diego and the Registrar of Voters to consolidate a General Municipal Election to be held on November 4, 2014, with the Statewide General Election to be held on the same date; and

WHEREAS, in accordance with the California Elections Code §15400, the Official Canvass of the Returns from the General Election held on November 4, 2014, is prepared by the San Diego County Registrar of Voters and the results are declared by the City Council as to who was elected and as to each measure voted on at the election. The official certification from the San Diego County Registrar of Voters is attached as Exhibit "A" and is incorporated by this reference.

NOW, THEREFORE, BE IT RESOLVED by the City Council of the City of Escondido, California, as follows:

SECTION 1. That there were 84 precincts established for the purpose of holding the General Municipal Election in the City of Escondido as established for the holding of state and county elections; 14 precincts were established in City Council District One; and 32 precincts were established in City Council District Two.

That the whole number of ballots cast in said City for Mayor was 27,482; that the whole number of ballots cast in District One for Council Member was 3,264; that the whole number of ballots cast in District Two for Council Member was 8,266; that the whole number of ballots cast in said City for Proposition G was 25,858; and the whole number of ballots cast in said City for Proposition H was 27,117.

SECTION 2. That the names of persons voted for at the election by voters in the City of Escondido for Mayor were as follows:

Stephen Siaw

Sam Abed

Olga Diaz

That the names of persons voted for at the election by voters in District One for Member of the City Council to represent District One were as follows:

Ed Gallo

Consuelo Martinez

That the names of persons voted for at the election by voters in District Two for Member of the City Council to represent District Two were as follows:

Chad "Shad" Hunziker

Rick Paul

John Masson

Nicole Downey

That the measures voted upon at the election are as follows:

Shall the City of Escondido be changed from a general law city to a charter city through the adoption of the charter proposed by Resolution 2014-70 of the Escondido City Council?	YES
	NO

Shall the people of the City of Escondido approve the following: An initiative measure to adopt the Lakes Specific Plan?	YES
	NO

SECTION 3. That the number of votes given at each precinct and the number of votes given in the City to each of the persons above named for the respective offices for which the persons were candidates and for and against the measures were as listed in Exhibit "A" attached.

SECTION 4. The City Council does declare and determine that Sam Abed was re-elected at-large as Mayor for the full term of four years; Ed Gallo was re-elected by voters as Member of the City Council – District One for the full term of four years; John Masson was elected by voters as Member of the City Council – District Two for the full term of four years.

That as a result of the election, a majority of the voters voting on the measure relating to the Charter City Proposal (Proposition G) did not vote in favor of it, and that the measure was not carried, and shall not be deemed adopted and ratified.

That as a result of the election, a majority of the voters voting on the measure relating to the Initiative Measure to Adopt the Lakes Specific Plan (Proposition H) did not vote in favor of it, and that the measure was not carried, and shall not be deemed adopted and ratified.

SECTION 5. That the City Clerk shall enter on the records of the City Council of said City a statement of the results of said election, showing:

- a. The whole number of votes cast in the City;
- b. The names of the persons voted for;
- c. The measures voted upon;

- d. For what office each person was voted for;
- e. The number of votes given at each precinct to each person, and for and against each measure
- f. The total number of votes given to each person, and for and against each measure.

SECTION 6. That the City Clerk shall immediately make and deliver to each of such persons so elected a Certificate of Election signed by the City Clerk and duly authenticated; that the City Clerk shall cause to be administered to each person elected, the Oath of Office prescribed in the State Constitution of the State of California, and shall have them subscribe to it and file the same in the office of the City Clerk. Each and all of the persons so elected shall then be inducted into the respective office to which they have been elected.

SECTION 7. That the City Clerk shall certify to the passage and adoption of the resolution; shall enter the same in the book of original resolutions of said City.



County of San Diego

MICHAEL VU
Registrar of Voters

REGISTRAR OF VOTERS

CYNTHIA L. PAES
Assistant Registrar of Voters

County Operations Center Campus
5600 Overland Avenue, Suite 100, San Diego, California 92123-1266

Telephone: (858) 565-5800 Toll-free: 1 (800) 896-0136 TDD: (858) 694-3441
Facsimile: (858) 694-2955 Web Address: www.sdvote.com

December 2, 2014

TO: Thomas Pastuszka
Clerk of the Board of Supervisors

FROM: Michael Vu *MV*
Registrar of Voters

GUBERNATORIAL GENERAL ELECTION NOVEMBER 4, 2014 ELECTION CERTIFICATION

Enclosed are the certified results for the following election:

Jurisdiction: Gubernatorial General Election

Election Date: November 4, 2014

Please contact my staff at (858) 505-7260 if you have any questions regarding this matter.

Enclosure

c: Supervisor Dianne Jacob, Chairwoman
Supervisor Bill Horn, Vice Chairman
Supervisor Dave Roberts
Supervisor Ron Roberts
Supervisor Greg Cox
Helen N. Robbins-Meyer, Chief Administrative Officer
Donald F. Steuer, Assistant Chief Administrative Officer, Chief Operating Officer
David Estrella, Deputy Chief Administrative Officer, Community Services Group
County Office of Education
Superior Court
Department of Planning & Land Use

c: Continued

Incorporated Cities:

Carlsbad
Chula Vista
Coronado
El Cajon
Encinitas
Escondido
Imperial Beach
La Mesa
Lemon Grove
National City
Oceanside
Poway
San Diego
Santee
Vista

Community College Districts:

Mira Costa
San Diego
Southwestern

Unified School Districts:

Carlsbad
Oceanside
Poway
Ramona
San Diego
San Marcos
Valley Center-Pauma
Warner

High School Districts:

Escondido
Grossmont
San Dieguito
Sweetwater

Union/Elementary School Districts:

Alpine
Cajon Valley
Chula Vista
Encinitas
Lakeside
National
Rancho Santa Fe
San Ysidro
South Bay

Special Districts:


Alpine Community Planning
Canebrake County Water
Deer Springs Fire Protection
Fallbrook Public Utility
Grossmont Healthcare
Helix Water
Julian-Cuyamaca Fire Protection
Lakeside Fire Protection
Otay Water
Padre Dam Municipal Water
Palomar Health
Rainbow Municipal Water
Ramona Community Planning
Ramona Municipal Water
San Diego Rural Fire Protection
San Miguel Consolidated Fire Protection
South Bay Irrigation
Tri-City Healthcare
Valley Center Fire Protection
Valley Center Parks & Recreation


**CERTIFICATION OF
COUNTY CLERK/REGISTRAR OF VOTERS
OF THE RESULTS OF THE CANVASS
OF THE NOVEMBER 4, 2014, GENERAL ELECTION**

STATE OF CALIFORNIA
COUNTY OF San Diego } ss.

I, Michael Vu, County Clerk/Registrar of Voters of said county, do hereby certify that, in pursuance to the provisions of Elections Code Section 15300, et seq., I did canvass the results of the votes cast in the General Election held in said County on November 4, 2014, for measures and contests that were submitted to the vote of the voters, and that the Statement of Votes Cast to which this certificate is attached, is full, true and correct.

I hereby set my hand and official seal this 2 day of December 2014 at
the County of San Diego.





Registrar of Voters
County of San Diego
State of California

COUNTY OF SAN DIEGO
GUBERNATORIAL GENERAL ELECTION
 Tuesday, November 4, 2014
 Official Results

Date:12/02/14

Time:12:11:51

Page:1 of 18

Registered Voters 1546924 - Cards Cast 692434 44.76%

Num. Report Precinct 2001 - Num. Reporting 2001 100.00%

GOVERNOR			
		Total	
Number of Precincts		2001	
Precincts Reporting		2001	100.0 %
Vote For		1	
Total Votes		678361	
EDMUND JERRY BROWN	DEM	346419	51.07%
NEEL KASHKARI	REP	331942	48.93%

INSURANCE COMMISSIONER			
		Total	
Number of Precincts		2001	
Precincts Reporting		2001	100.0 %
Vote For		1	
Total Votes		645737	
TED GAINES	REP	326308	50.53%
DAVE JONES	DEM	319429	49.47%

LIEUTENANT GOVERNOR			
		Total	
Number of Precincts		2001	
Precincts Reporting		2001	100.0 %
Vote For		1	
Total Votes		662821	
RON NEIRING	REP	341030	51.45%
GAVIN NEWSOM	DEM	321791	48.55%

STATE BOARD OF EQUALIZATION 4TH DISTRICT			
		Total	
Number of Precincts		2001	
Precincts Reporting		2001	100.0 %
Vote For		1	
Total Votes		628168	
DIANE L. HARKEY	REP	369184	58.77%
NADER SHAHATIT	DEM	258984	41.23%

SECRETARY OF STATE			
		Total	
Number of Precincts		2001	
Precincts Reporting		2001	100.0 %
Vote For		1	
Total Votes		654563	
PETE PETERSON	REP	353503	54.01%
ALEX PADILLA	DEM	301060	45.99%

U.S. REP. 49TH DISTRICT (San Diego Co. Portion Only)			
		Total	
Number of Precincts		373	
Precincts Reporting		373	100.0 %
Vote For		1	
Total Votes		121840	
DARRELL ISSA	REP	69751	57.25%
DAVE PEISER	DEM	52089	42.75%

CONTROLLER			
		Total	
Number of Precincts		2001	
Precincts Reporting		2001	100.0 %
Vote For		1	
Total Votes		649680	
ASHLEY SWEARENGIN	REP	346308	53.30%
BETTY T. YEE	DEM	303372	46.70%

U.S. REP. 50TH DISTRICT (San Diego Co. Portion Only)			
		Total	
Number of Precincts		528	
Precincts Reporting		528	100.0 %
Vote For		1	
Total Votes		143041	
DUNCAN HUNTER	REP	101833	71.19%
JAMES H. KIMBER	DEM	41208	28.81%

TREASURER			
		Total	
Number of Precincts		2001	
Precincts Reporting		2001	100.0 %
Vote For		1	
Total Votes		653836	
JOHN CHIANG	DEM	341430	52.22%
GREG CONLON	REP	312406	47.78%

U.S. REP. 51ST DISTRICT (San Diego Co. Portion Only)			
		Total	
Number of Precincts		243	
Precincts Reporting		243	100.0 %
Vote For		1	
Total Votes		61143	
JUAN VARGAS	DEM	42490	69.49%
STEPHEN MEADE	REP	18653	30.51%

ATTORNEY GENERAL			
		Total	
Number of Precincts		2001	
Precincts Reporting		2001	100.0 %
Vote For		1	
Total Votes		651242	
RONALD GOLD	REP	335780	51.56%
KAMALA D. HARRIS	DEM	315462	48.44%

U.S. REP. 52ND DISTRICT			
		Total	
Number of Precincts		410	
Precincts Reporting		410	100.0 %
Vote For		1	
Total Votes		191572	
SCOTT PETERS	DEM	98826	51.59%
CARL DEMAIO	REP	92746	48.41%

COUNTY OF SAN DIEGO
 GUBERNATORIAL GENERAL ELECTION
 Tuesday, November 4, 2014
 Official Results

Date:12/02/14
 Time:12:11:51
 Page:2 of 18

Registered Voters 1546924 - Cards Cast 692434 44.76%

Num. Report Precinct 2001 - Num. Reporting 2001 100.00%

U.S. REP. 53RD DISTRICT			
		Total	
Number of Precincts		447	
Precincts Reporting		447	100.0 %
Vote For		1	
Total Votes		148044	
SUSAN A. DAVIS	DEM	87104	58.84%
LARRY A. WILSKE	REP	60940	41.16%

STATE ASSEMBLY-76TH DIST.			
		Total	
Number of Precincts		262	
Precincts Reporting		262	100.0 %
Vote For		1	
Total Votes		87889	
ROCKY J. CHAVEZ	REP	58824	66.93%
THOMAS KROUSE	REP	29065	33.07%

STATE SENATE-36TH DIST. (San Diego Co. Portion Only)			
		Total	
Number of Precincts		284	
Precincts Reporting		284	100.0 %
Vote For		1	
Total Votes		99889	
PATRICIA "PAT" BATES	REP	59223	59.29%
GARY KEPHART	DEM	40666	40.71%

STATE ASSEMBLY-77TH DIST.			
		Total	
Number of Precincts		316	
Precincts Reporting		316	100.0 %
Vote For		1	
Total Votes		126025	
BRIAN MAIENSCHIN	REP	82987	65.85%
RUBEN HERNANDEZ	DEM	43038	34.15%

STATE SENATE-38TH DIST.			
		Total	
Number of Precincts		756	
Precincts Reporting		756	100.0 %
Vote For		1	
Total Votes		212576	
JOEL ANDERSON	REP	146510	68.92%
FOTIOS TSIMBOUKAKIS	DEM	66066	31.08%

STATE ASSEMBLY-78TH DIST.			
		Total	
Number of Precincts		273	
Precincts Reporting		273	100.0 %
Vote For		1	
Total Votes		117312	
TONI ATKINS	DEM	72224	61.57%
BARBARA DECKER	REP	45088	38.43%

STATE SENATE-40TH DIST. (San Diego Co. Portion Only)			
		Total	
Number of Precincts		402	
Precincts Reporting		402	100.0 %
Vote For		1	
Total Votes		88462	
BEN HUESO	DEM	48024	54.29%
RAFAEL ESTRADA	DEM	40438	45.71%

STATE ASSEMBLY-79TH DIST.			
		Total	
Number of Precincts		279	
Precincts Reporting		279	100.0 %
Vote For		1	
Total Votes		79530	
SHIRLEY N. WEBER	DEM	49264	61.94%
GEORGE R. WILLIAMS	AIP	30266	38.06%

STATE ASSEMBLY-71ST DIST. (San Diego Co. Portion Only)			
		Total	
Number of Precincts		379	
Precincts Reporting		379	100.0 %
Vote For		1	
Total Votes		83438	
BRIAN W. JONES	REP	60260	72.22%
TONY TEORA	REP	23178	27.78%

STATE ASSEMBLY-80TH DIST.			
		Total	
Number of Precincts		196	
Precincts Reporting		196	100.0 %
Vote For		1	
Total Votes		43362	
LORENA GONZALEZ	DEM	43362	100.00%

STATE ASSEMBLY-75TH DIST. (San Diego Co. Portion Only)			
		Total	
Number of Precincts		296	
Precincts Reporting		296	100.0 %
Vote For		1	
Total Votes		74988	
MARIE WALDRON	REP	51263	68.36%
NICHOLAS SHESTOPLE	DEM	23725	31.64%

CA SUP CT ASSOC JUST.			
		Total	
Number of Precincts		2001	
Precincts Reporting		2001	100.0 %
Vote For		1	
Total Votes		470696	
YES		323349	68.70%
NO		147347	31.30%

COUNTY OF SAN DIEGO
 GUBERNATORIAL GENERAL ELECTION
 Tuesday, November 4, 2014
 Official Results

Date:12/02/14
 Time:12:11:51
 Page:3 of 18

Registered Voters 1546924 - Cards Cast 692434 44.76%

Num. Report Precinct 2001 - Num. Reporting 2001 100.00%

CA SUP CT ASSOC JUST. MARIANO-FLORENTINO			
	Total		
Number of Precincts	2001		
Precincts Reporting	2001	100.0 %	
Vote For	1		
Total Votes	470357		
YES	316818	67.36%	
NO	153539	32.64%	

CA APP CT ASSOC. JUST. DIV.2 THOMAS E. HOLLENHORST			
	Total		
Number of Precincts	2001		
Precincts Reporting	2001	100.0 %	
Vote For	1		
Total Votes	430521		
YES	324719	75.42%	
NO	105802	24.58%	

CA SUP CT ASSOC JUST. KATHRYN MICKLE WERDEGAR			
	Total		
Number of Precincts	2001		
Precincts Reporting	2001	100.0 %	
Vote For	1		
Total Votes	464480		
YES	343588	73.97%	
NO	120892	26.03%	

CA APP CT PRESID. JUST. DIV.3 KATHLEEN E. O'LEARY			
	Total		
Number of Precincts	2001		
Precincts Reporting	2001	100.0 %	
Vote For	1		
Total Votes	438229		
YES	317394	72.43%	
NO	120835	27.57%	

CA APP CT ASSOC. JUST. DIV.1 TERRY B. O'ROURKE			
	Total		
Number of Precincts	2001		
Precincts Reporting	2001	100.0 %	
Vote For	1		
Total Votes	446912		
YES	339837	76.04%	
NO	107075	23.96%	

CA APP CT ASSOC. JUST. DIV.3 WILLIAM F. RYLAARSDAM			
	Total		
Number of Precincts	2001		
Precincts Reporting	2001	100.0 %	
Vote For	1		
Total Votes	429405		
YES	313471	73.00%	
NO	115934	27.00%	

CA APP CT ASSOC. JUST. DIV.1 GILBERT NARES			
	Total		
Number of Precincts	2001		
Precincts Reporting	2001	100.0 %	
Vote For	1		
Total Votes	441843		
YES	330326	74.76%	
NO	111517	25.24%	

CA APP CT ASSOC. JUST. DIV.3 RICHARD M. ARONSON			
	Total		
Number of Precincts	2001		
Precincts Reporting	2001	100.0 %	
Vote For	1		
Total Votes	430555		
YES	323651	75.17%	
NO	106904	24.83%	

CA APP CT ASSOC. JUST. DIV.1 ALEX C. MCDONALD			
	Total		
Number of Precincts	2001		
Precincts Reporting	2001	100.0 %	
Vote For	1		
Total Votes	436747		
YES	336353	77.01%	
NO	100394	22.99%	

CA APP CT ASSOC. JUST. DIV.3 DAVID A. THOMPSON			
	Total		
Number of Precincts	2001		
Precincts Reporting	2001	100.0 %	
Vote For	1		
Total Votes	431310		
YES	331652	76.89%	
NO	99658	23.11%	

CA APP CT ASSOC. JUST. DIV.1 JAMES A. MCINTYRE			
	Total		
Number of Precincts	2001		
Precincts Reporting	2001	100.0 %	
Vote For	1		
Total Votes	435338		
YES	335817	77.14%	
NO	99521	22.86%	

CA APP CT ASSOC. JUST. DIV.3 RICHARD D. FYBEL			
	Total		
Number of Precincts	2001		
Precincts Reporting	2001	100.0 %	
Vote For	1		
Total Votes	429672		
YES	290877	67.70%	
NO	138795	32.30%	

COUNTY OF SAN DIEGO
 GUBERNATORIAL GENERAL ELECTION
 Tuesday, November 4, 2014
 Official Results

Date:12/02/14
 Time:12:11:51
 Page:4 of 18

Registered Voters 1546924 - Cards Cast 692434 44.76%

Num. Report Precinct 2001 - Num. Reporting 2001 100.00%

SUPERIOR COURT - Office No. 25		
	Total	
Number of Precincts	2001	
Precincts Reporting	2001	100.0 %
Vote For	1	
Total Votes	494956	
BRAD A. WEINREB	280387	56.65%
KEN GOSSELIN	214569	43.35%

SOUTHWESTERN COM COLLEGE		
SEAT NO. 1 (Short Term)		
	Total	
Number of Precincts	258	
Precincts Reporting	258	100.0 %
Vote For	1	
Total Votes	60222	
GRISelda DELGADO	23314	38.71%
JAIME MERCADO	18639	30.95%
VERONICA VALDIVIA	17915	29.75%

STATE SUPERINTENDENT OF PUBLIC INSTRUCTION		
	Total	
Number of Precincts	2001	
Precincts Reporting	2001	100.0 %
Vote For	1	
Total Votes	550447	
MARSHALL TUCK	305028	55.41%
TOM TORLAKSON	240986	43.78%

CARLSBAD UNIFIED SCHOOL		
	Total	
Number of Precincts	43	
Precincts Reporting	43	100.0 %
Vote For	3	
Total Votes	37682	
CLAUDINE JONES	7910	20.99%
KATHY RALLINGS	7280	19.32%
VERONICA WILLIAMS	6832	18.13%
SAGE NAUMANN	6460	17.14%
M. ROSINO-MIRACCO	4564	12.11%
GIL SOTO	4523	12.00%

MIRACOSTA COM COLLEGE TRUSTEE AREA NO. 1		
	Total	
Number of Precincts	34	
Precincts Reporting	34	100.0 %
Vote For	1	
Total Votes	10325	
JEANNE A. SHANNON	5632	54.55%
ELLIOT ADLER	4638	44.92%

CARLSBAD UNIFIED SCHOOL (Short Term)		
	Total	
Number of Precincts	43	
Precincts Reporting	43	100.0 %
Vote For	1	
Total Votes	15332	
RAY PEARSON	8712	56.82%
JENAE TORGENSEN	6586	42.96%

MIRACOSTA COM COLLEGE TRUSTEE AREA NO. 2		
	Total	
Number of Precincts	85	
Precincts Reporting	85	100.0 %
Vote For	1	
Total Votes	14387	
RICK CASSAR	8579	59.63%
DRAN REESE	5771	40.11%

MT. EMPIRE UNIFIED SCHOOL TRUSTEE AREA NO. 3		
	Total	
Number of Precincts	23	
Precincts Reporting	23	100.0 %
Vote For	1	
Total Votes	2397	
KEN NORTHCOTE	1328	55.40%
ROB ROMERO	1054	43.97%

SAN DIEGO COM COLLEGE District A		
	Total	
Number of Precincts	538	
Precincts Reporting	538	100.0 %
Vote For	1	
Total Votes	163892	
MARIA NIETO SENOUR	112345	68.55%
DONNA J. WOODRUM	50886	31.05%

SAN DIEGO COM COLLEGE District E		
	Total	
Number of Precincts	538	
Precincts Reporting	538	100.0 %
Vote For	1	
Total Votes	155342	
PETER ZSCHIESCHE	98167	63.19%
LAN E. JEFFERSON	56407	36.31%

COUNTY OF SAN DIEGO
 GUBERNATORIAL GENERAL ELECTION
 Tuesday, November 4, 2014
 Official Results

Date:12/02/14
 Time:12:11:51
 Page:5 of 18

Registered Voters 1546924 - Cards Cast 692434 44.76%

Num. Report Precinct 2001 - Num. Reporting 2001 100.00%

OCEANSIDE UNIFIED SCHOOL		
	Total	
Number of Precincts	51	
Precincts Reporting	51	100.0 %
Vote For	3	
Total Votes	47606	
EMILY WICHMANN	9025	18.96%
ROBERT GLEISBERG	7578	15.92%
ANN CORWIN	7418	15.58%
BESS BRONSON	5630	11.83%
A. HAMMERSCHMIDT	5585	11.73%
ANGEL D. JIMENEZ	5221	10.97%
GARRY L. DILLARD	4290	9.01%
MYRNA K. VALDEZ	2772	5.82%

SAN DIEGO UNIFIED SCHOOL DISTRICT C		
	Total	
Number of Precincts	537	
Precincts Reporting	537	100.0 %
Vote For	1	
Total Votes	140829	
MICHAEL G. MCQUARY	138604	98.42%

POWAY UNIFIED SCHOOL		
	Total	
Number of Precincts	117	
Precincts Reporting	117	100.0 %
Vote For	3	
Total Votes	117942	
M. O'CONNOR-RATCLIFF	19921	16.89%
T.J. ZANE	16958	14.38%
CHARLES SELLERS	16921	14.35%
JOHN P. RILEY	14680	12.45%
TODD GUTSCHOW	14294	12.12%
MARC DAVIS	13511	11.46%
KATIE NEWBANKS	10837	9.19%
JEANNIE FOULKROD	10663	9.04%

SAN MARCOS UNIFIED SCHOOL		
	Total	
Number of Precincts	92	
Precincts Reporting	92	100.0 %
Vote For	2	
Total Votes	28529	
PAM LINDAMOOD	11186	39.21%
STACY CARLSON	9926	34.79%
JEAN M. DIAZ	7302	25.60%

VALLEY CENTER-PAUMA UNIFIED SCHOOL		
	Total	
Number of Precincts	32	
Precincts Reporting	32	100.0 %
Vote For	3	
Total Votes	15850	
JULIE STROH	2888	18.22%
JERRY FENTON	2855	18.01%
JERRY 'JAY' WEST	2839	17.91%
JON R. GOODMAN	2561	16.16%
M. SHANNON LAIRD	1637	10.33%
MICHAEL T. ROBLEDO	1629	10.28%
R.W. 'GINA' ROBERTS	1430	9.02%

RAMONA UNIFIED SCHOOL		
	Total	
Number of Precincts	30	
Precincts Reporting	30	100.0 %
Vote For	3	
Total Votes	21427	
BOB STOODY	4925	22.99%
KIM LASLEY	4508	21.04%
RODGER DOHM	4004	18.69%
JOYCE DAUBERT	3963	18.50%
DICK LEMIRE	3929	18.34%

WARNER UNIFIED SCHOOL		
	Total	
Number of Precincts	6	
Precincts Reporting	6	100.0 %
Vote For	3	
Total Votes	1574	
KATIE OSTRANDER	232	14.74%
BRANDIE S. TAYLOR	221	14.04%
MARIA ESTHER HILL	215	13.66%
MICHAEL ESTES	213	13.53%
DARRELL MCMANAMA	206	13.09%
DAVID REDEWILL	195	12.39%
DONALD M. HOLT	187	11.88%
CAROLYN AUDIBERT	103	6.54%

SAN DIEGO UNIFIED SCHOOL DISTRICT B		
	Total	
Number of Precincts	537	
Precincts Reporting	537	100.0 %
Vote For	1	
Total Votes	168337	
KEVIN BEISER	104963	62.35%
AMY C. REDDING	62737	37.27%

COUNTY OF SAN DIEGO
 GUBERNATORIAL GENERAL ELECTION
 Tuesday, November 4, 2014
 Official Results

Date:12/02/14
 Time:12:11:51
 Page:6 of 18

Registered Voters 1546924 - Cards Cast 692434 44.76%

Num. Report Precinct 2001 - Num. Reporting 2001 100.00%

ESCONDIDO UNION		High	
School Trustee Area No. 2	Total		
Number of Precincts	45		
Precincts Reporting	45	100.0 %	
Vote For	1		
Total Votes	6855		
BILL DURNEY	3811	55.59%	
LOU BARRIOS	3020	44.06%	

SAN DIEGUITO UNION			
High School	Total		
Number of Precincts	168		
Precincts Reporting	168	100.0 %	
Vote For	3		
Total Votes	96800		
MAUREEN "MO" MUIR	17697	18.28%	
JOHN SALAZAR	15891	16.42%	
AMY HERMAN	15116	15.62%	
BARBARA S. GROTH	14355	14.83%	
SIMEON GREENSTEIN	13235	13.67%	
STEVE MCDOWELL	12832	13.26%	
RIMGA VISKANTA	7510	7.76%	

ESCONDIDO UNION		High	
School Trustee Area No. 5	Total		
Number of Precincts	27		
Precincts Reporting	27	100.0 %	
Vote For	1		
Total Votes	7545		
JON PETERSEN	5025	66.60%	
GEORGINE TOMASI	2496	33.08%	

SWEETWATER UNION			
High School Trustee Area No. 1	Total		
Number of Precincts	37		
Precincts Reporting	37	100.0 %	
Vote For	1		
Total Votes	9204		
ARTURO SOLIS	4274	46.44%	
BURT GROSSMAN	3471	37.71%	
JEROME O. TORRES	1423	15.46%	

FALLBROOK UNION			
High School	Total		
Number of Precincts	32		
Precincts Reporting	32	100.0 %	
Vote For	3		
Total Votes	17300		
JAMES O'DONNELL	4822	27.87%	
SHERRY LUDWIG	4556	26.34%	
RICHARD L. GOODLAKE	4518	26.12%	
D.J. CAMPE	3330	19.25%	

SWEETWATER UNION			
High School Trustee Area No. 2	Total		
Number of Precincts	60		
Precincts Reporting	60	100.0 %	
Vote For	1		
Total Votes	17431		
KEVIN J. PIKE	4613	26.46%	
ADRIAN ARANCIBIA	4345	24.93%	
BERTHA J. LOPEZ	2878	16.51%	
DANA TOOGOOD	2788	15.99%	
KEVIN O'NEILL	2776	15.93%	

GROSSMONT UNION			
High School	Total		
Number of Precincts	353		
Precincts Reporting	353	100.0 %	
Vote For	3		
Total Votes	200508		
ROBERT SHIELD	48937	24.41%	
JIM KELLY	44882	22.38%	
GARY WOODS	44747	22.32%	
SHIRLEY ANDERSON	28628	14.28%	
BARBARA STEVENS	22727	11.33%	
STEVE SAMIR MATTIA	10205	5.09%	

SWEETWATER UNION			
High School Trustee Area No. 3	Total		
Number of Precincts	65		
Precincts Reporting	65	100.0 %	
Vote For	1		
Total Votes	12818		
FRANK A. TARANTINO	4560	35.57%	
RICHARD F. ARROYO	2948	23.00%	
JIM CARTMILL	2638	20.58%	
CHRIS SHILLING	2631	20.53%	

COUNTY OF SAN DIEGO
 GUBERNATORIAL GENERAL ELECTION
 Tuesday, November 4, 2014
 Official Results

Date:12/02/14

Time:12:11:51

Page:7 of 18

Registered Voters 1546924 - Cards Cast 692434 44.76%

Num. Report Precinct 2001 - Num. Reporting 2001 100.00%

SWEETWATER UNION		
High School Trustee Area No. 4	Total	
Number of Precincts	42	
Precincts Reporting	42	100.0 %
Vote For	1	
Total Votes	8707	
NICHOLAS SEGURA	3235	37.15%
DERRICK W. ROACH	2174	24.97%
FELIPE NUNO	1742	20.01%
TINO MARTINEZ	1061	12.19%
VALLEY P. COLEMAN	461	5.29%

CAJON VALLEY UNION SCHOOL		
	Total	
Number of Precincts	116	
Precincts Reporting	116	100.0 %
Vote For	3	
Total Votes	55698	
JILL D. BARTO	14756	26.49%
TAMARA L. OTERO	11778	21.15%
JO ALEGRIA	11147	20.01%
DEANNE MARKLE	10468	18.79%
KAREN MARIE OTTER	7425	13.33%

SWEETWATER UNION		
High School Trustee Area No. 5	Total	
Number of Precincts	41	
Precincts Reporting	41	100.0 %
Vote For	1	
Total Votes	11260	
PAULA HALL	4624	41.07%
WILLIAM MCLEROY	2771	24.61%
MARCELINO MARTINEZ	2274	20.20%
THOMAS "TOM" SCHIAAF	1557	13.83%

CHULA VISTA ELEMENTARY		
SEAT NO. 1	Total	
Number of Precincts	171	
Precincts Reporting	171	100.0 %
Vote For	1	
Total Votes	40886	
FRANCISCO TAMAYO	15329	37.49%
BARBARA MAJCHRZAK	11408	27.90%
GEORGE CAMERON	8136	19.90%
HECTOR R. GASTELUM	5877	14.37%

ALPINE UNION SCHOOL		
	Total	
Number of Precincts	20	
Precincts Reporting	20	100.0 %
Vote For	3	
Total Votes	11249	
AL GUERRA	2325	20.67%
GLENN A. DICKIE	2078	18.47%
ERIC WRAY	2073	18.43%
LOU RUSSO	1982	17.62%
NINA GOULD	1448	12.87%
MICHAEL E. BERAUD	1308	11.63%

CHULA VISTA ELEMENTARY		
SEAT NO. 3	Total	
Number of Precincts	171	
Precincts Reporting	171	100.0 %
Vote For	1	
Total Votes	40431	
LESLIE RAY BUNKER	24657	60.99%
RUDY RAMIREZ	15605	38.60%

BONSALI UNIFIED SCHOOL		
	Total	
Number of Precincts	27	
Precincts Reporting	27	100.0 %
Vote For	5	
Total Votes	13047	
SYLVIA TUCKER	2392	18.33%
TIMOTHY J. COEN	2337	17.91%
LOU RIDDLE	2180	16.71%
RICHARD A. OLSON	2155	16.52%
ERIN MARIE ENGLISH	1978	15.16%
RICHARD "BUCK" SMITH	1972	15.11%

CHULA VISTA ELEMENTARY		
SEAT NO. 5	Total	
Number of Precincts	171	
Precincts Reporting	171	100.0 %
Vote For	1	
Total Votes	40306	
EDUARDO REYES	24569	60.96%
JOSHUA R. SMITH	10192	25.29%
WILLARD HOWARD	5414	13.43%

DEL MAR UNION SCHOOL		
	Total	
Number of Precincts	26	
Precincts Reporting	26	100.0 %
Vote For	3	
Total Votes	18125	
SCOTT WOODEN	5210	28.74%
KRISTIN GIBSON	4916	27.12%
DOUG RAFNER	4428	24.43%
JOSH CLORFEINE	3526	19.45%

COUNTY OF SAN DIEGO
GUBERNATORIAL GENERAL ELECTION
 Tuesday, November 4, 2014
 Official Results

Date: 12/02/14
 Time: 12:11:51
 Page: 8 of 18

Registered Voters 1546924 - Cards Cast 692434 44.76%

Num. Report Precinct 2001 - Num. Reporting 2001 100.00%

ENCINITAS UNION SCHOOL		Total
Number of Precincts	68	
Precincts Reporting	68	100.0 %
Vote For	3	
Total Votes	39462	
MARLA STRICH	10739	27.21%
EMILY R. ANDRADE	10449	26.48%
GREGG M. SONKEN	9808	24.85%
JENNIFER HAMLER	8355	21.17%

NATIONAL SCHOOL		Total
Number of Precincts	27	
Precincts Reporting	27	100.0 %
Vote For	3	
Total Votes	11572	
ALMA SARMIENTO	3348	28.93%
MARIA CASTANEDA	2522	21.79%
MARIA DALLA	2410	20.83%
C. HOWREY-COLMENERO	1819	15.72%
DEMETRIUS A. GRANT	1432	12.37%

ESCONDIDO UNION SCHOOL		Total
Trustee Area No. 4	26	
Number of Precincts	26	100.0 %
Precincts Reporting	26	
Vote For	1	
Total Votes	5387	
ZFSTY HARPER	3238	60.11%
MARTIN J. HRANEK	2131	39.56%

RANCHO SANTA FE SCHOOL		Total
Number of Precincts	22	
Precincts Reporting	22	100.0 %
Vote For	2	
Total Votes	3123	
TODD E. FRANK	902	28.88%
MARTI RITTO	835	26.74%
CHRISTOPHER S. BLATT	721	23.09%
VIOLETTA I. SANSONE	657	21.04%

FALLBROOK UNION ELEMENTARY		Total
Number of Precincts	28	
Precincts Reporting	28	100.0 %
Vote For	3	
Total Votes	16886	
PATTY DE JONG	4303	25.48%
PATRICK RUSNELL	3688	21.84%
DARRYL E. BUNTIN	3010	17.83%
MAURICE F. BERNIER	2965	17.56%
BILL LEACH	2865	16.97%

SAN YSIDRO SCHOOL		Total
Number of Precincts	18	
Precincts Reporting	18	100.0 %
Vote For	3	
Total Votes	6030	
MARCOS DIAZ	1741	28.87%
RODOLFO LINARES	1434	23.78%
LUCIANA CORRALES	1158	19.20%
STEVEN BEN KINNEY	1089	18.06%
JASON WELLS	582	9.65%

LA MESA-SPRING VALLEY SCHOOL		Total
Number of Precincts	94	
Precincts Reporting	94	100.0 %
Vote For	3	
Total Votes	51462	
BOB DUFF	14202	27.60%
RICK WINET	14037	27.28%
DAVID CHONG	11955	23.23%
JERRY LECKO	11120	21.61%

SOUTH BAY UNION SCHOOL		Total
Number of Precincts	32	
Precincts Reporting	32	100.0 %
Vote For	3	
Total Votes	14912	
ELVIA F. AGUILAR	4627	31.03%
MELANIE A. ELLSWORTH	4232	28.38%
CHRIS BROWN	3555	23.84%
LINCOLN PICKARD	2416	16.20%

LAKESIDE UNION SCHOOL		Total
Number of Precincts	31	
Precincts Reporting	31	100.0 %
Vote For	3	
Total Votes	19152	
KEVIN HOWE	6131	32.01%
BONNIE LACHAPPA	5033	26.28%
GELIA COOK	4502	23.51%
AIMEE MARIE BENZ	3434	17.93%

CITY OF CARLSBAD MAYOR		Total
Number of Precincts	79	
Precincts Reporting	79	100.0 %
Vote For	1	
Total Votes	24745	
MATT HALL	24089	97.35%

COUNTY OF SAN DIEGO
GUBERNATORIAL GENERAL ELECTION
 Tuesday, November 4, 2014
 Official Results

Date:12/02/14
 Time:12:11:51
 Page:9 of 18

Registered Voters 1546924 - Cards Cast 692434 44.76%

Num. Report Precinct 2001 - Num. Reporting 2001 100.00%

CITY OF CARLSBAD CITY COUNCIL		Total
Number of Precincts	79	
Precincts Reporting	79	100.0 %
Vote For	2	
Total Votes	43553	
MARK PACKARD	18792	43.15%
MICHAEL SCHUMACHER	17954	41.22%
JOHN LOUIS BAHR	4475	10.27%
PATRICK KNAPP	2177	5.00%

CITY OF CHULA VISTA CITY ATTORNEY		Total
Number of Precincts	122	
Precincts Reporting	122	100.0 %
Vote For	1	
Total Votes	27530	
GLEN GOOGINS	27530	100.00%

CITY OF CARLSBAD CITY CLERK		Total
Number of Precincts	79	
Precincts Reporting	79	100.0 %
Vote For	1	
Total Votes	22085	
BARBARA ENGLESON	21929	99.29%

CITY OF CORONADO CITY COUNCIL		Total
Number of Precincts	12	
Precincts Reporting	12	100.0 %
Vote For	2	
Total Votes	9133	
BILL SANDKE	4419	48.38%
CARRIE ANNE DOWNEY	3297	36.10%
ANGELA ALVAREZ	1363	14.92%

CITY OF CARLSBAD TREASURER		Total
Number of Precincts	79	
Precincts Reporting	79	100.0 %
Vote For	1	
Total Votes	21994	
CRAIG LINDHOLM	21847	99.33%

CITY OF EL CAJON MAYOR		Total
Number of Precincts	54	
Precincts Reporting	54	100.0 %
Vote For	1	
Total Votes	13637	
BILL WELLS	11047	81.01%
ALLEN THEWENY	1578	11.57%
JONATHAN WRIGHT	965	7.08%

CITY OF CHULA VISTA MAYOR		Total
Number of Precincts	122	
Precincts Reporting	122	100.0 %
Vote For	1	
Total Votes	37822	
MARY SALAS	19995	52.87%
JERRY R. RINDONE	17827	47.13%

CITY OF EL CAJON CITY COUNCIL		Total
Number of Precincts	54	
Precincts Reporting	54	100.0 %
Vote For	1	
Total Votes	12921	
GARY KENDRICK	8283	64.10%
ELWOOD W. ALEXANDER	4603	35.62%

CITY OF CHULA VISTA CITY COUNCIL - SEAT NO. 1		Total
Number of Precincts	122	
Precincts Reporting	122	100.0 %
Vote For	1	
Total Votes	36894	
JOHN McCANN	18448	50.00%
STEVE PADILLA	18446	50.00%

CITY OF ENCINITAS MAYOR		Total
Number of Precincts	48	
Precincts Reporting	48	100.0 %
Vote For	1	
Total Votes	18300	
KRISTIN GASPAR	8611	47.05%
TONY KRANZ	6025	32.92%
SHEILA S. CAMERON	2413	13.19%
M. (MIKE) BAWANY	684	3.74%
ALEX FIDEL	537	2.93%

CITY OF CHULA VISTA CITY COUNCIL - SEAT NO. 2		Total
Number of Precincts	122	
Precincts Reporting	122	100.0 %
Vote For	1	
Total Votes	35853	
PATRICIA AGUILAR	20638	57.56%
DAN SMITH	15215	42.44%

COUNTY OF SAN DIEGO
GUBERNATORIAL GENERAL ELECTION
 Tuesday, November 4, 2014
 Official Results

Date:12/02/14

Time:12:11:51

Page:10 of 18

Registered Voters 1546924 - Cards Cast 692434 44.76%

Num. Report Precinct 2001 - Num. Reporting 2001 100.00%

CITY OF ENCINITAS CITY COUNCIL		
	Total	
Number of Precincts	48	
Precincts Reporting	48	100.0 %
Vote For	1	
Total Votes	16717	
CATHERINE BLAKESPEAR	6588	39.41%
ALAN LERCHBACKER	5290	31.64%
JULIE GRABOI	3382	20.23%
BRYAN M. ZIEGLER	1430	8.55%

CITY OF IMPERIAL BEACH CITY COUNCIL		
	Total	
Number of Precincts	11	
Precincts Reporting	11	100.0 %
Vote For	2	
Total Votes	7304	
ED SPRIGGS	2174	29.76%
LORIE BRAGG	1542	21.11%
ELIZABETH SALDANA	1431	19.59%
JIM KING	981	13.43%
ERIKA LOWERY	602	8.24%
VALERIE K. ACEVEZ	553	7.57%

CITY OF ESCONDIDO MAYOR		
	Total	
Number of Precincts	84	
Precincts Reporting	84	100.0 %
Vote For	1	
Total Votes	27482	
SAM ABED	16224	59.04%
OLGA DIAZ	9699	35.29%
STEPHEN SIAW	1509	5.49%

CITY OF LA MESA MAYOR		
	Total	
Number of Precincts	35	
Precincts Reporting	35	100.0 %
Vote For	1	
Total Votes	13799	
MARK ARAPOSTATHIS	8255	59.82%
ART MADRID	5509	39.92%

CITY OF ESCONDIDO CITY COUNCIL, DISTRICT NO. 1		
	Total	
Number of Precincts	14	
Precincts Reporting	14	100.0 %
Vote For	1	
Total Votes	3264	
ED GALLO	1664	50.98%
CONSUELO MARTINEZ	1595	48.87%

CITY OF LA MESA CITY COUNCIL		
	Total	
Number of Precincts	35	
Precincts Reporting	35	100.0 %
Vote For	2	
Total Votes	21199	
BILL BABER	5853	27.61%
GUY MCWHIRTER	4848	22.87%
MARY ENGLAND	4226	19.93%
PATRICK DEAN	3625	17.10%
PETE GREGOROVIC	2616	12.34%

CITY OF ESCONDIDO CITY COUNCIL DISTRICT, NO. 2		
	Total	
Number of Precincts	32	
Precincts Reporting	32	100.0 %
Vote For	1	
Total Votes	8266	
JOHN MASSON	4036	48.83%
RICK PAUL	1958	23.69%
NICOLE DOWNEY	1335	16.15%
CHAD "SHAD" HUNZIKER	905	10.95%

CITY OF LA MESA TREASURER		
	Total	
Number of Precincts	35	
Precincts Reporting	35	100.0 %
Vote For	1	
Total Votes	10041	
ELDON "BUD" VOGT	9905	98.65%

CITY OF IMPERIAL BEACH MAYOR		
	Total	
Number of Precincts	11	
Precincts Reporting	11	100.0 %
Vote For	1	
Total Votes	4371	
SERGE DEDINA	2200	50.33%
JIM JANNEY	2157	49.35%

CITY OF LEMON GROVE CITY COUNCIL		
	Total	
Number of Precincts	14	
Precincts Reporting	14	100.0 %
Vote For	2	
Total Votes	7521	
JENNIFER L. MENDOZA	1921	25.54%
JERRY JONES	1870	24.86%
STEPHEN BROWNE	1444	19.20%
HOWARD P. COOK	1386	18.43%
ANNA SESSOM BAKER	882	11.73%

COUNTY OF SAN DIEGO
GUBERNATORIAL GENERAL ELECTION
 Tuesday, November 4, 2014
 Official Results

Date:12/02/14

Time:12:11:51

Page:11 of 18

Registered Voters 1546924 - Cards Cast 692434 44.76%

Num. Report Precinct 2001 - Num. Reporting 2001 100.00%

CITY OF NATIONAL CITY		MAYOR	
	Total		
Number of Precincts	23		
Precincts Reporting	23 100.0 %		
Vote For	1		
Total Votes	6354		
RON MORRISON	4388 69.06%		
LUIS NATIVIDAD	1937 30.48%		

CITY OF SAN DIEGO		CITY COUNCIL - DISTRICT NO. 6	
	Total		
Number of Precincts	73		
Precincts Reporting	73 100.0 %		
Vote For	1		
Total Votes	32086		
CHRIS CATE	17102 53.30%		
CAROL KIM	14984 46.70%		

CITY OF NATIONAL CITY		CITY COUNCIL	
	Total		
Number of Precincts	23		
Precincts Reporting	23 100.0 %		
Vote For	2		
Total Votes	9508		
MONA RIOS	3258 34.27%		
ALBERT MENDIVIL	2529 26.60%		
KEN SEATON-MSEMAJI	1960 20.61%		
BARBARA AVALOS	1726 18.15%		

CITY OF SANTEE		CITY COUNCIL	
	Total		
Number of Precincts	37		
Precincts Reporting	37 100.0 %		
Vote For	3		
Total Votes	30177		
RONN HALL	8212 27.21%		
JOHN MINTO	7777 25.77%		
ROB MCNEILIS	6811 22.57%		
MAGGIE ACERRA	4753 15.75%		
KESHAV DAMOOR	2551 8.45%		

CITY OF OCEANSIDE		CITY COUNCIL	
	Total		
Number of Precincts	80		
Precincts Reporting	80 100.0 %		
Vote For	2		
Total Votes	59321		
CHUCK LOWERY	16186 27.29%		
JEROME "JERRY" KERN	14612 24.63%		
GARY FELIEN	14386 24.25%		
DANA CORSO	12328 20.78%		
ROB TRAN	1702 2.87%		

CITY OF VISTA		MAYOR	
	Total		
Number of Precincts	39		
Precincts Reporting	39 100.0 %		
Vote For	1		
Total Votes	14141		
JUDY RITTER	8669 61.30%		
CODY CAMPBELL	5420 38.33%		

CITY OF POWAY		MAYOR	
	Total		
Number of Precincts	31		
Precincts Reporting	31 100.0 %		
Vote For	1		
Total Votes	15371		
STEVE VAUS	8481 55.18%		
DON HIGGINSON	6855 44.60%		

CITY OF VISTA		CITY COUNCIL	
	Total		
Number of Precincts	39		
Precincts Reporting	39 100.0 %		
Vote For	2		
Total Votes	24186		
JOHN J. AGUILERA	6520 26.96%		
JOHN FRANKLIN	5196 21.48%		
DAVE COWLES	5064 20.94%		
CHRISTAL COLEMAN	4059 16.78%		
ERUBEY LOPEZ	3277 13.55%		

CITY OF POWAY		CITY COUNCIL	
	Total		
Number of Precincts	31		
Precincts Reporting	31 100.0 %		
Vote For	2		
Total Votes	23587		
DAVE GROSCH	10657 45.18%		
JOHN MULLIN	8979 38.07%		
CHRISTOPHER OLPS	3883 16.46%		

COUNTY OF SAN DIEGO
 GUBERNATORIAL GENERAL ELECTION
 Tuesday, November 4, 2014
 Official Results

Date:12/02/14
 Time:12:11:51
 Page:12 of 18

Registered Voters 1546924 - Cards Cast 692434 44.76%

Num. Report Precinct 2001 - Num. Reporting 2001 100.00%

ALPINE COMMUNITY PLANNING AREA		Total
Number of Precincts	23	
Precincts Reporting	23	100.0 %
Vote For	7	
Total Votes	17567	
JIM EASTERLING	2255	12.84%
JENNIFER MARTINEZ	2255	12.84%
GEORGE P. BARNETT JR	2107	11.99%
GLENDA L. ARCHER	1909	10.87%
CHARLES A. JERNEY	1702	9.69%
RICHARD M. SALDANO	1573	8.95%
JAMES ROE	1478	8.41%
LOU RUSSO	1457	8.29%
SHARMIN SELF	1418	8.07%
NINA GOULD	1349	7.68%

FALLBROOK HEALTHCARE		Total
Number of Precincts	44	
Precincts Reporting	44	100.0 %
Vote For	3	
Total Votes	24073	
STEPHEN J. ABBOTT	6500	27.00%
HOWARD SALMON	5374	22.32%
GORDON W. TINKER	4641	19.28%
M. SINGLETON-O'LEARY	3986	16.56%
TIMOTHY J. COEN	3513	14.59%

CANEBRAKE COUNTY WATER		Total
Number of Precincts	2	
Precincts Reporting	2	100.0 %
Vote For	3	
Total Votes	31	
MARK ROBINSON	10	32.26%
JERRY BUCHEIT	8	25.81%
BIRGIT KNORR	7	22.58%
LEO "SKIP" McKEEVER	6	19.35%

FALLBROOK PUBLIC UTILITY Seat No. 4		Total
Number of Precincts	19	
Precincts Reporting	19	100.0 %
Vote For	1	
Total Votes	5447	
CHARLEY WOLK	2780	51.04%
ARCHIE D. MC PHEE	1235	22.67%
JOE COMELLA	1025	18.82%
KIRK DULIN	388	7.12%

COACIELLA VALLEY WATER DISTRICT DIVISION NO. 5		Total
Number of Precincts	1	
Precincts Reporting	1	100.0 %
Vote For	1	
Total Votes	0	
DEBORAH LIVESAY	0	N/A
CASTULO R. ESTRADA	0	N/A
RUSSELL KITAHARA	0	N/A

FALLBROOK PUBLIC UTILITY Seat No. 5		Total
Number of Precincts	19	
Precincts Reporting	19	100.0 %
Vote For	1	
Total Votes	5560	
MILT DAVIES	3363	60.49%
MIDGE THOMAS	2175	39.12%

DEER SPRINGS FIRE PROTECTION		Total
Number of Precincts	24	
Precincts Reporting	24	100.0 %
Vote For	3	
Total Votes	9435	
ROBERT E. OSBY	2908	30.82%
JEAN SLAUGHTER	2456	26.03%
THOMAS JOSEPH FRANCL	2016	21.37%
MARK A. JACKSON	1090	11.55%
JAMES E. GORDON	955	10.12%

GROSSMONT HEALTHCARE		Total
Number of Precincts	384	
Precincts Reporting	384	100.0 %
Vote For	2	
Total Votes	145952	
GLORIA A. CHADWICK	48635	33.32%
RANDY LENAC	42658	29.23%
DEBORAH D. MC ELRAVY	30518	20.91%
BRIAN D. HILEMON	23931	16.40%

HELIX WATER Division No. 2		Total
Number of Precincts	34	
Precincts Reporting	34	100.0 %
Vote For	1	
Total Votes	8000	
DE ANA VERBEKE	4094	51.17%
STEVEN ROTSART JR.	3880	48.50%

COUNTY OF SAN DIEGO
GUBERNATORIAL GENERAL ELECTION
 Tuesday, November 4, 2014
 Official Results

Date: 12/02/14
 Time: 12:11:51
 Page: 13 of 18

Registered Voters 1546924 - Cards Cast 692434 44.76%

Num. Report Precinct 2001 - Num. Reporting 2001 100.00%

HELIX WATER		Total
Division No. 4		
Number of Precincts		37
Precincts Reporting		37 100.0 %
Vote For		1
Total Votes		9454
KATHLEEN HEDBERG	5932	62.75%
MARIA G. MARISCAL	3478	36.79%

JULIAN-CUYAMACA		Total
FIRE PROTECTION (Short Term)		
Number of Precincts		4
Precincts Reporting		4 100.0 %
Vote For		1
Total Votes		1167
HARRY C. SEIFERT	633	54.24%
BRIAN KRAMER	531	45.50%

JACUMBA		Total
COMMUNITY SERVICES		
Number of Precincts		1
Precincts Reporting		1 100.0 %
Vote For		3
Total Votes		156
RICK JOHNSON	42	26.92%
MICHAEL AIAU	41	26.28%
TRACY MCPHERSON	39	25.00%
RICHARD HENRY ALCORN	34	21.79%

LAKESIDE		Total
COMMUNITY PLANNING		
Number of Precincts		54
Precincts Reporting		54 100.0 %
Vote For		7
Total Votes		54986
BRIAN S. SESKO	7811	14.21%
MIKE ANDERSON	6905	12.56%
LAURA D. CYPHERT	6468	11.76%
JULIE BUGBEE	6420	11.68%
NICK JANEWAY	6375	11.59%
STEVE ROBAK	6274	11.41%
NATHAN THOMPSON	5769	10.49%
MILTON CYPHERT	5065	9.21%
KAREN ENSALL	3746	6.81%

JAMUL/DULZURA		Total
COMMUNITY PLANNING		
Number of Precincts		18
Precincts Reporting		18 100.0 %
Vote For		7
Total Votes		10663
JANET W. MULDER	1887	17.70%
JUDY BOHLEN	1470	13.79%
EILEEN POOLE	1389	13.03%
RANDY WHITE	1388	13.02%
MICHAEL CASINELLI	1192	11.18%
JEAN STROUF	1191	11.17%
WILLIAM S. HERDE	1073	10.06%
RICHARD MARZEC	1034	9.70%

LAKESIDE		Total
FIRE PROTECTION		
Number of Precincts		43
Precincts Reporting		43 100.0 %
Vote For		3
Total Votes		31753
MIKE HAWORTH	7679	24.18%
BOB ROBESON	6821	21.48%
PETER A. LIEBIG	6736	21.21%
JON J. LORENZ	6021	18.96%
JOHN CHARLES WEBER	2275	7.16%
ERIC NINALTOWSKI	2191	6.90%

JULIAN-CUYAMACA		Total
FIRE PROTECTION		
Number of Precincts		4
Precincts Reporting		4 100.0 %
Vote For		2
Total Votes		2115
KEVIN C. DUBLER	791	37.40%
JACK SHELVER	431	20.38%
RON BROWN	313	14.80%
KIRSTEN STARLIN	298	14.09%
PATRICIA LANDIS	277	13.10%

LAKESIDE WATER		Total
Division No. 3		
Number of Precincts		5
Precincts Reporting		5 100.0 %
Vote For		1
Total Votes		1400
FRANK I. HILLIKER	977	69.79%
SID SCOTT	421	30.07%

COUNTY OF SAN DIEGO
 GUBERNATORIAL GENERAL ELECTION
 Tuesday, November 4, 2014
 Official Results

Date: 12/02/14

Time: 12:11:51

Page: 14 of 18

Registered Voters 1546924 - Cards Cast 692434 44.76%

Num. Report Precinct 2001 - Num. Reporting 2001 100.00%

LEUCADIA WASTEWATER		Total
Number of Precincts	44	
Precincts Reporting	44	100.0 %
Vote For	2	
Total Votes	20261	
ELAINE SULLIVAN	9156	45.19%
DAVID KULCHIN	8867	43.76%
HECTOR ERICKSEN	2185	10.78%

OTAY WATER - DIV 1		Total
Number of Precincts	22	
Precincts Reporting	22	100.0 %
Vote For	1	
Total Votes	5018	
TIM SMITH	2455	48.92%
DAVID GONZALEZ JR.	1070	21.32%
ALEX GALICIA	1055	21.02%
TRACY L. LOPEZ	422	8.41%

OTAY WATER - DIV 3		Total
Number of Precincts	39	
Precincts Reporting	39	100.0 %
Vote For	1	
Total Votes	5999	
GARY D. CROUCHER	3447	57.46%
CLIFTON CUNNINGHAM	2526	42.11%

PADRE DAM MWD - DIV 5		Total
Number of Precincts	28	
Precincts Reporting	28	100.0 %
Vote For	1	
Total Votes	4893	
JAMES PEASLEY	3004	61.39%
DAN MCMILLAN	1878	38.38%

PALOMAR HEALTH		Total
Number of Precincts	387	
Precincts Reporting	387	100.0 %
Vote For	4	
Total Votes	296919	
HANS CHRISTIAN SISON	26786	9.02%
JERRY KAUFMAN	25679	8.65%
RAY MCCUNE	25589	8.62%
DARA CZERWONKA	25289	8.52%
MARCELO R. RIVERA	24715	8.32%
DALE BARDIN	24302	8.18%
PETER J. MINKOFF	24013	8.09%
AUSTIN J. MILLER	22010	7.41%
LAURIE EDWARDS-TATE	19963	6.72%
G.B. "ROBIN" ROWLAND	19132	6.44%
GEORGE KUNG	17524	5.90%
BRUCE G. KRIDER	15945	5.37%
TIMOTHY MARESH	13979	4.71%
STEPHEN P. YERXA	11636	3.92%

RAINBOW MUNICIPAL WATER		Total
Division No. 3	6	
Number of Precincts	6	100.0 %
Precincts Reporting	6	
Vote For	1	
Total Votes	1346	
TORY WALKER	744	55.27%
GEORGE MCMANIGLE	599	44.50%

RAMONA COMMUNITY PLANNING		Total
Number of Precincts	34	
Precincts Reporting	34	100.0 %
Vote For	7	
Total Votes	34662	
DAVID ROSS	3982	11.49%
KRISTI MANSOLF	3793	10.94%
RICK TERRAZAS	3139	9.06%
FRANK D. LUCIO	3136	9.05%
SCOTTY ENSIGN	3007	8.68%
ELIO NOYAS	2542	7.33%
DAN SCHIERER	2519	7.27%
ROBIN JOY MAXSON	2480	7.15%
KEVIN F.J. WALLACE	2261	6.52%
LYNN HOPEWELL	2087	6.02%
DENNIS SPRONG	1902	5.49%
JAMIE HOLABIRD	1542	4.45%
CHARLES M. BAUMAN	1343	3.87%
EDWARD F. KRAUS	788	2.27%

COUNTY OF SAN DIEGO
GUBERNATORIAL GENERAL ELECTION
 Tuesday, November 4, 2014
 Official Results

Date: 12/02/14
 Time: 12:11:51
 Page: 15 of 18

Registered Voters 1546924 - Cards Cast 692434 44.76%

Num. Report Precinct 2001 - Num. Reporting 2001 100.00%

RAMONA MUNICIPAL WATER		Total
Division No. 2		
Number of Precincts		9
Precincts Reporting		9 100.0 %
Vote For		1
Total Votes		1724
JIM HICKLE		1078 62.53%
GEORGE L. BOGGS		642 37.24%

RANCHO SANTA FE COMMUNITY SERVICES		Total
Number of Precincts		31
Precincts Reporting		31 100.0 %
Vote For		3
Total Votes		4678
JOHN TANNER		1328 28.39%
LAUREL LEMARIE		1319 28.20%
BILL HINCHY		1066 22.79%
DALE NELSON		956 20.44%

RANCHO SANTA FE FIRE PROTECTION		Total
Number of Precincts		65
Precincts Reporting		65 100.0 %
Vote For		2
Total Votes		9999
JOHN TANNER		4326 43.26%
TUCKER S. STINE		4130 41.30%
SCOTT M. UNION		1511 15.11%

RINCON DEL DIABLO MWD		Total
Division No. 4		
Number of Precincts		28
Precincts Reporting		28 100.0 %
Vote For		1
Total Votes		4950
ERIN R. LUMP		2753 55.62%
DAVE DRAPER		2186 44.16%

SAN DIEGO RURAL FIRE PROTECTION		Total
Number of Precincts		58
Precincts Reporting		58 100.0 %
Vote For		2
Total Votes		6644
J.R. RANDY TERRY		2970 44.70%
TIM STANTON		1925 28.97%
LOU RUSSO		1732 26.07%

SAN MIGUEL CONSOLIDATED FIRE PROTECTION		Total
Number of Precincts		98
Precincts Reporting		98 100.0 %
Vote For		3
Total Votes		52931
MIKE VACIO		10610 20.04%
JIM EK		9713 18.35%
THERESA MCKENNA		8773 16.57%
RICHARD AUGUSTINE		8429 15.92%
CHRIS WINTER		6783 12.81%
JEFFREY LYLE NELSON		4794 9.06%
CINDY CROUCHER		3764 7.11%

SANTA FE IRRIGATION - DIV 3		Total
Number of Precincts		12
Precincts Reporting		12 100.0 %
Vote For		1
Total Votes		1229
MARLENE E. KING		776 63.14%
JOHN INGALLS		449 36.53%

SOUTH BAY IRRIGATION - DIV 1		Total
Number of Precincts		9
Precincts Reporting		9 100.0 %
Vote For		1
Total Votes		2465
STEVEN CASTANEDA		1028 41.70%
GENE CHAVIRA		816 33.10%
CHRISTINE MORROW		615 24.95%

SOUTH BAY IRRIGATION - DIV 4		Total
Number of Precincts		14
Precincts Reporting		14 100.0 %
Vote For		1
Total Votes		3510
TERESA THOMAS		2082 59.32%
LISA CUESTAS		1416 40.34%

TRI-CITY HEALTHCARE		Total
Number of Precincts		165
Precincts Reporting		165 100.0 %
Vote For		3
Total Votes		135868
JIM DAGOSTINO		27834 20.49%
LAURA MITCHELL		27108 19.95%
CYRIL F. KELLETT		26307 19.36%
PAUL V. L. CAMPO		26006 19.14%
LOUIS MONTULLI		14699 10.82%
BILL FOWLER		13621 10.03%

COUNTY OF SAN DIEGO
 GUBERNATORIAL GENERAL ELECTION
 Tuesday, November 4, 2014
 Official Results

Date:12/02/14

Time:12:11:51

Page:16 of 18

Registered Voters 1546924 - Cards Cast 692434 44.76%

Num. Report Precinct 2001 - Num. Reporting 2001 100.00%

TRI-CITY HEALTHCARE (Short Term)		
	Total	
Number of Precincts	165	
Precincts Reporting	165	100.0 %
Vote For	2	
Total Votes	93508	
JARRY W. SCHALLOCK	28665	30.66%
RAMONA B. FINNILA	24735	26.45%
JANE S. MITCHELL	17075	18.26%
FRANK GOULD	13799	14.76%
RENA MARROCCO	9069	9.70%

VALLEY CENTER PARKS AND REC.		
	Total	
Number of Precincts	17	
Precincts Reporting	17	100.0 %
Vote For	3	
Total Votes	9625	
MARCIA D. TOWNSEND	2344	24.35%
M. SHANNON LAIRD	2332	24.23%
JON VICK	2052	21.32%
THOMAS BUMGARDNER	1673	17.38%
CAROL DALE JOHNSON	1188	12.34%

VALLECITOS WATER Division No. 3		
	Total	
Number of Precincts	21	
Precincts Reporting	21	100.0 %
Vote For	1	
Total Votes	2708	
CRAIG ELITHARP	1452	53.62%
PAUL MALONE	1245	45.97%

VALLEY CENTER FIRE PROTECTION		
	Total	
Number of Precincts	17	
Precincts Reporting	17	100.0 %
Vote For	3	
Total Votes	9388	
OLIVER JAMES SMITH	2583	27.51%
STEVE HUTCHISON	2508	26.71%
PHIL BELL	2274	24.22%
JIM A. WOLD	2008	21.39%

VALLECITOS WATER Division No. 4 (Short Term)		
	Total	
Number of Precincts	22	
Precincts Reporting	22	100.0 %
Vote For	1	
Total Votes	4314	
MIKE A. SANNELLA	2202	51.04%
LEONARD SCHEMPP	2103	48.75%

WHISPERING PALMS COMMUNITY SERVICES		
	Total	
Number of Precincts	4	
Precincts Reporting	4	100.0 %
Vote For	2	
Total Votes	1290	
WILLIAM HAYNOR	373	28.91%
JACK WASSERMAN	323	25.04%
SHANNON BISZANTZ	318	24.65%
JOHN MIRZA	272	21.09%

VALLEY CENTER COMMUNITY PLANNING		
	Total	
Number of Precincts	21	
Precincts Reporting	21	100.0 %
Vote For	7	
Total Votes	20784	
MICHAEL W. O'CONNOR	3035	14.60%
STEVE HUTCHISON	2759	13.27%
CLAIRE PLOTNER	2447	11.77%
SUSAN J. FAJARDO	2377	11.44%
LA VONNE R. NORWOOD	2153	10.36%
JON VICK	2134	10.27%
JAMES GARRITSON	2088	10.05%
MARK A. JACKSON	1982	9.54%
DOROTHY V. STOCK	1745	8.40%

YUIMA MUNICIPAL WATER Division No. 1		
	Total	
Number of Precincts	2	
Precincts Reporting	2	100.0 %
Vote For	1	
Total Votes	54	
LANEY V. VILLALOBOS	44	81.48%
DOUGLAS K. ANDERSON	10	18.52%

YUIMA MUNICIPAL WATER Division No. 4		
	Total	
Number of Precincts	2	
Precincts Reporting	2	100.0 %
Vote For	1	
Total Votes	41	
W.D. "BILL" KNUTSON	23	56.10%
JULIE MACY KIMBALL	18	43.90%

COUNTY OF SAN DIEGO
GUBERNATORIAL GENERAL ELECTION
 Tuesday, November 4, 2014
 Official Results

Date:12/02/14

Time:12:11:51

Page:17 of 18

Registered Voters 1546924 - Cards Cast 692434 44.76%

Num. Report Precinct 2001 - Num. Reporting 2001 100.00%

PROP 1 Water Bond -			
Authorizes \$7.545 Billion Bonds	Total		
Number of Precincts	2001		
Precincts Reporting	2001	100.0 %	
Vote For	1		
Total Votes	656840		
YES	450293	68.55%	
NO	206547	31.45%	

PROP A City of Chula Vista -			
Amended Contracting Procedures	Total		
Number of Precincts	122		
Precincts Reporting	122	100.0 %	
Vote For	1		
Total Votes	36019		
YES	27425	76.14%	
NO	8594	23.86%	

PROP 2 Leg. Cons. Amend. Budget			
Stabilization Acct.	Total		
Number of Precincts	2001		
Precincts Reporting	2001	100.0 %	
Vote For	1		
Total Votes	643650		
YES	460366	71.52%	
NO	183284	28.48%	

PROP B City of Chula Vista -			
Amend City Ch. Council Vacancy	Total		
Number of Precincts	122		
Precincts Reporting	122	100.0 %	
Vote For	1		
Total Votes	36730		
YES	27775	75.62%	
NO	8955	24.38%	

PROP 45 Healthcare Insurance - Rate			
Changes	Total		
Number of Precincts	2001		
Precincts Reporting	2001	100.0 %	
Vote For	1		
Total Votes	655978		
NO	413054	62.97%	
YES	242924	37.03%	

PROP C Cajon Valley Union School -			
(Req 55%) \$20 Million Bonds	Total		
Number of Precincts	116		
Precincts Reporting	116	100.0 %	
Vote For	1		
Total Votes	27266		
NO	13884	50.92%	
YES	13382	49.08%	

PROP 46 Drug and Alcohol Testing of			
DR's, Med. Neg. Lawsuits	Total		
Number of Precincts	2001		
Precincts Reporting	2001	100.0 %	
Vote For	1		
Total Votes	656268		
NO	464414	70.77%	
YES	191854	29.23%	

PROP D City of National City -			
Extension of 1% Tax	Total		
Number of Precincts	23		
Precincts Reporting	23	100.0 %	
Vote For	1		
Total Votes	6348		
YES	4355	68.60%	
NO	1993	31.40%	

PROP 47 Criminal Sentences,			
Misdemeanor Penalties	Total		
Number of Precincts	2001		
Precincts Reporting	2001	100.0 %	
Vote For	1		
Total Votes	658738		
YES	368067	55.87%	
NO	290671	44.13%	

PROP E Escondido Union School -			
(Req 55%) \$182.1 Million Bonds	Total		
Number of Precincts	127		
Precincts Reporting	127	100.0 %	
Vote For	1		
Total Votes	32687		
YES	18615	56.95%	
NO	14072	43.05%	

PROP 48 Indian Gaming Compacts			
	Total		
Number of Precincts	2001		
Precincts Reporting	2001	100.0 %	
Vote For	1		
Total Votes	641109		
NO	384563	59.98%	
YES	256546	40.02%	

PROP F City of Encinitas -			
Regulate Med. Marijuana Dispensaries	Total		
Number of Precincts	48		
Precincts Reporting	48	100.0 %	
Vote For	1		
Total Votes	18833		
NO	10496	55.73%	
YES	8337	44.27%	

COUNTY OF SAN DIEGO
 GUBERNATORIAL GENERAL ELECTION
 Tuesday, November 4, 2014
 Official Results

Date: 12/02/14
 Time: 12:11:51
 Page: 18 of 18

Registered Voters 1546924 - Cards Cast 692434 44.76%

Num. Report Precinct 2001 - Num. Reporting 2001 100.00%

PROP G City of Escondido - Adopt change to a Charter City			
	Total		
Number of Precincts	84		
Precincts Reporting	84	100.0 %	
Vote For	1		
Total Votes	25858		
NO	16229	62.76%	
YES	9629	37.24%	

PROP N National School - (Req 55%) \$26.1 Million Bonds			
	Total		
Number of Precincts	27		
Precincts Reporting	27	100.0 %	
Vote For	1		
Total Votes	5879		
YES	4620	78.58%	
NO	1259	21.42%	

PROP H City of Escondido - Adopt Lakes Specific Plan			
	Total		
Number of Precincts	84		
Precincts Reporting	84	100.0 %	
Vote For	1		
Total Votes	27117		
NO	16442	60.63%	
YES	10675	39.37%	

PROP O Vallecitos School - (Req 55%) \$2 Million Bonds			
	Total		
Number of Precincts	4		
Precincts Reporting	4	100.0 %	
Vote For	1		
Total Votes	559		
YES	299	53.49%	
NO	260	46.51%	

PROP J City of La Mesa - Regulate Med. Marijuana Dispensaries			
	Total		
Number of Precincts	35		
Precincts Reporting	35	100.0 %	
Vote For	1		
Total Votes	13902		
NO	7452	53.60%	
YES	6450	46.40%	

PROP P Julian/Cuy Fire - New Annual Benefit Fee (Req 2/3)			
	Total		
Number of Precincts	4		
Precincts Reporting	4	100.0 %	
Vote For	1		
Total Votes	1268		
NO	683	53.86%	
YES	585	46.14%	

PROP K City of La Mesa - Terms limits			
	Total		
Number of Precincts	35		
Precincts Reporting	35	100.0 %	
Vote For	1		
Total Votes	13557		
YES	9023	66.56%	
NO	4534	33.44%	

PROP Q Ramona Unified Sch. - (Req 55%) \$40 Million Bonds			
	Total		
Number of Precincts	30		
Precincts Reporting	30	100.0 %	
Vote For	1		
Total Votes	10290		
NO	5488	53.33%	
YES	4802	46.67%	

PROP L Lakeside Union School - (Req 55%) \$31 Million Bonds			
	Total		
Number of Precincts	31		
Precincts Reporting	31	100.0 %	
Vote For	1		
Total Votes	9630		
YES	5640	58.57%	
NO	3990	41.43%	

PROP R Lemon Grove Sch. - (Req 55%) \$10 Million Bonds			
	Total		
Number of Precincts	25		
Precincts Reporting	25	100.0 %	
Vote For	1		
Total Votes	6016		
YES	4323	71.86%	
NO	1693	28.14%	

PROP M City of La Mesa - City Clerk Appointment			
	Total		
Number of Precincts	35		
Precincts Reporting	35	100.0 %	
Vote For	1		
Total Votes	12893		
YES	6617	51.32%	
NO	6276	48.68%	

PROP S Rincon Ranch CSD. - Establish Levy Spe. Tax (Req 2/3)			
	Total		
Number of Precincts	2		
Precincts Reporting	2	100.0 %	
Vote For	1		
Total Votes	42		
YES	27	64.29%	
NO	15	35.71%	