



# City of Escondido Zoning Administrator

## MEETING AGENDA

201 North Broadway  
City Hall – Council Chambers

### Video Conference

September 22, 2020

8:30 p.m. (or as soon as possible thereafter)

Pursuant to Governor Newsom's Executive Orders, including N-25-20 and N-29-20: Certain Brown Act requirements for the holding of a public meeting have been temporarily suspended and members of the Zoning Administrator and staff will participate in this meeting via teleconference. In the interest of reducing the spread of COVID-19, members of the public are encouraged to submit their agenda and non-agenda comments online at the following link <https://www.escondido.org/public-comment-form.aspx>. Council Chambers will be closed, no public allowed.

Public Comment: To submit comments in writing, please do so at the following link: <https://www.escondido.org/public-comment-form.aspx>. If you would like to have the comment read out loud at the meeting (not to exceed three minutes), please write "Read Out Loud" in the subject line. All comments received from the public will be made a part of the record of the meeting. The meeting will be available for viewing via public television on Cox Communications Channel 19 (Escondido only). The meeting will also be live streamed online at the following link: <https://www.escondido.org/> and click on the graphic showing "**Live stream – meeting in progress**".

To watch the archived Planning Commission meeting(s) please visit:  
<https://escondido.12milesout.com/presentations/boards-and-commissions-and-state-of-the-city-videos>

A. Call to Order:

B. Agenda items:

1. **MINOR CONDITIONAL USE PERMIT – Case Nos.: PL 20-0411; PL 20-0412; PL 20-0413; and PL 20-0414 :**

A Minor Conditional Use Permit to install and operate four (4) AT&T small wireless facilities (referred to as nodes) in the public right-of-way. The proposed nodes involve the replacement of existing concrete street light poles. All proposed node installations are designed to accommodate one canister-type antenna mounted on the top of the pole, and four (4) radio units mounted vertically onto the side of the pole. Additional associated equipment is proposed to be placed in new underground concrete vaults (handholes). The light fixtures would be upgraded to an LED fixture. Trenching and boring is required to extend power and telecommunication lines to the new facilities. The proposal also includes the adoption of the environmental determination prepared for the project.

Location: Four (4) locations within the public right-of-way, generally located along Avenida Del Diablo, Glenridge Road, Pasadero Drive, and Midway Drive.

Applicant: Danielle Cota, Black and Veatch (AT&T carrier)  
Planner: Darren Parker

C. Adjournment:

I certify that these actions were taken at the Zoning Administrator meeting on

\_\_\_\_\_  
Zoning Administrator

\_\_\_\_\_  
Witness

## **ZONING ADMINISTRATOR**

**CASE NUMBER:** PL 20-0411, PL 20-0412, PL 20-0413 & PL 20-0414

**APPLICANT:** Danielle Cota, Black and Veatch (AT&T carrier)

**PROJECT LOCATION:** Four (4) locations within the public right-of-way, generally located along Avenida Del Diablo, Glenridge Road, Pasadero Drive, and Midway Drive.

**REQUEST:** A Minor Conditional Use Permit to install and operate four (4) AT&T small wireless facilities (referred to as nodes) in the public right-of-way. The proposed nodes involve the replacement of existing concrete street light poles. All proposed node installations are designed to accommodate one canister-type antenna mounted on the top of the pole, and four (4) radio units mounted vertically onto the side of the pole. Additional associated equipment is proposed to be placed in new underground concrete vaults (handholes). The light fixtures would be upgraded to an LED fixture. Trenching and boring is required to extend power and telecommunication lines to the new facilities. The proposal also includes the adoption of the environmental determination prepared for the project.

**STAFF RECOMMENDATION:** Approve, subject to conditions

**GENERAL PLAN DESIGNATION:** N/A, Public Right-of Way

**ZONING:** Varies per adjacent site (street right-of-way)

**BACKGROUND/PROJECT DESCRIPTION:** AT&T Wireless proposes to install four (4) small wireless facilities (nodes) in the public right-of-way. All of the wireless facilities would be located adjacent to single-family or multi-family residential zones. All four (4) AT&T facilities consist of replacing an existing City street light pole with a new 27-foot tall street light pole and mounting one (1) canister type antenna (24-inches tall x 8-inches in diameter) to the top of the light pole with four (4), 13.5-inch wide x 7" deep x 16.5-inch long radio units mounted vertically onto the side of the street light pole. One of the four facilities (PL 20-0412) consists of installing smaller radio units 7.87"-inch wide x 4.13"-inch deep x 6"-inch long mounted vertically onto the side of the proposed street light. The new street light poles would still function and operate as a standard

City Street light, with a new LED fixture. The new streetlights would be in conformance with the City's Design Standards for ornamental street lighting and visual impacts of the proposed facilities would be minimized by incorporating a stealth type design into the street light. Additional associated equipment would be placed in small new underground concrete vaults (handholes). SDG&E would bring power to a handhole near the pole and conduit from the handhole to the pole.

A Minor Conditional Use Permit and public notice is required to permit the proposed four (4) small wireless facilities in the City's right-of-way, in accordance with Zoning Code Article 34, "Communication Antennas", Section 33-704(k), because the proposed nodes are within forty-feet (40) of a residential unit.

- PL 20-0411, adjacent to 1838 Avenida Del Diablo is approximately 35 feet to the nearest structure.
- PL 20-0412, adjacent to 2605 Glenridge Road is approximately 40 feet to the nearest structure.
- PL 20-0413, adjacent to 1104 Pasadero Drive is approximately 38 feet to the nearest structure.
- PL 20-0414, adjacent to 270 Midway Drive is approximately 25 feet to the nearest structure.

The proposed small wireless antennas would provide AT&T wireless voice and data coverage to the surrounding area where there is currently a need for additional service coverage. The proposed wireless node(s) also would provide coverage to areas of Escondido that are otherwise difficult or impractical to cover using traditional larger macro wireless telecommunications facilities. Conditions of approval have been added to this project to minimize potential impacts to the public and adjacent residences. The Zoning Administrator is the authorized decision-maker for reviewing and granting discretionary approvals related to Minor Conditional Use Permits. It is important to note that this staff report has grouped together the four (4) applications for sake of exposition. Exhibits attached hereto are to be incorporated by reference to each case file and appended to each record of action to establish site improvement specifications and conditions and other requirements for the new small wireless facility installations.

#### **REASON FOR STAFF RECOMMENDATION:**

1. The proposed small wireless facilities would be located within the city's right-of-way, which permits wireless facilities subject to approval of a Minor Conditional Use Permit. The proposed facilities would enhance communication services throughout the City in areas where there currently is a need for additional service coverage or capacity. The replacement streetlights, and antennas would not be out of character with the area because the facilities would still resemble and function as a street light pole. The proposed wireless equipment has been integrated into the design of the light pole such that the average, untrained observer generally cannot directly view the equipment but would likely recognize the existence of the

wireless facility or concealment technique. Associated support equipment is proposed to be placed in a small new underground concrete vaults (handhole).

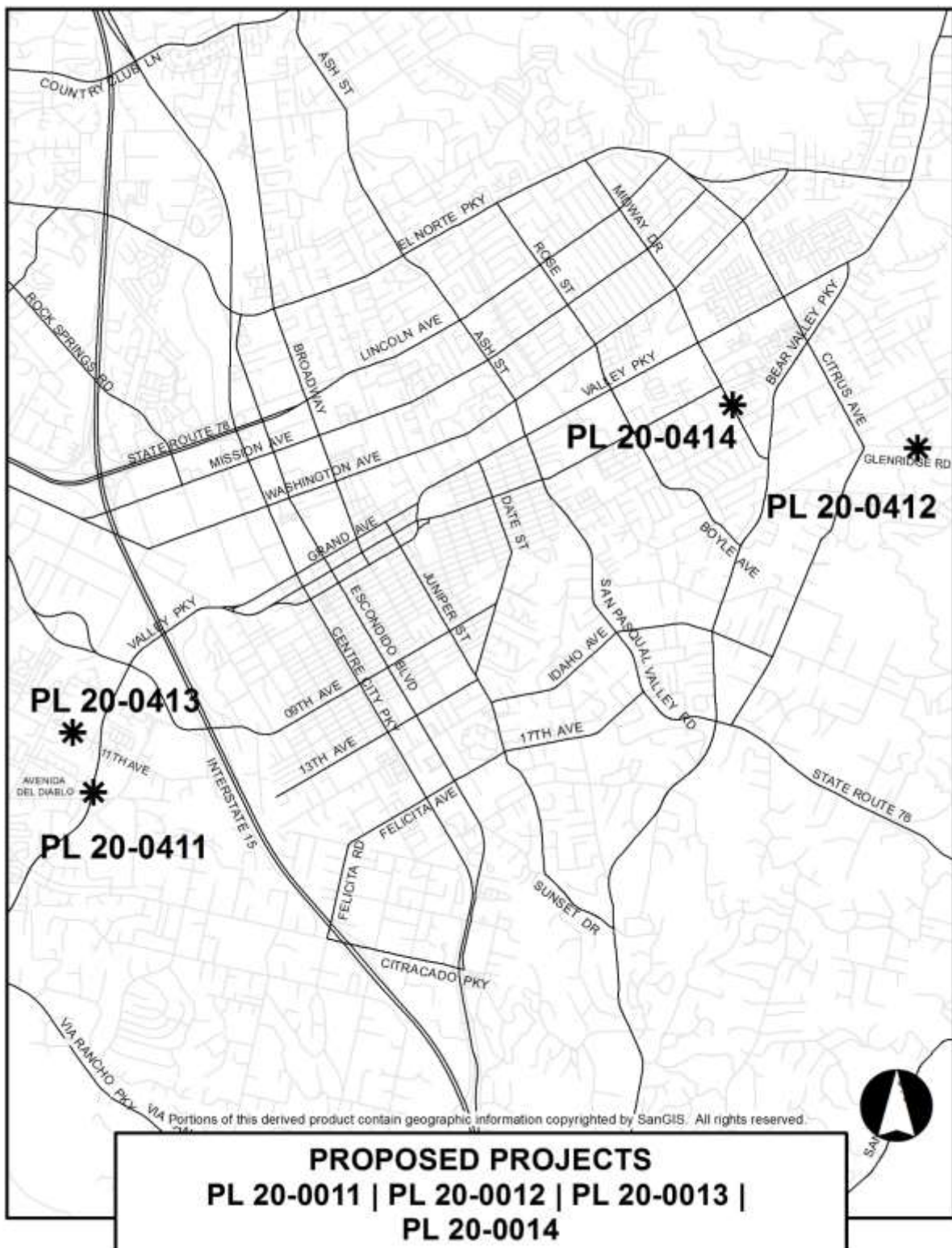
2. Staff believes that each of the four (4) small wireless facilities would not be hazardous to the health of nearby residents based on the results of an RF Compliance Certification (Radio Frequency) prepared by AT&T, on January 1, 2019 and the Electromagnetic Energy (EME) FCC Compliance Report dated August 3, 2020. The study indicates the facility would be within the maximum permissible exposure (MPE) limits and Federal Communication Commission (FCC) guidelines.

Respectfully submitted,

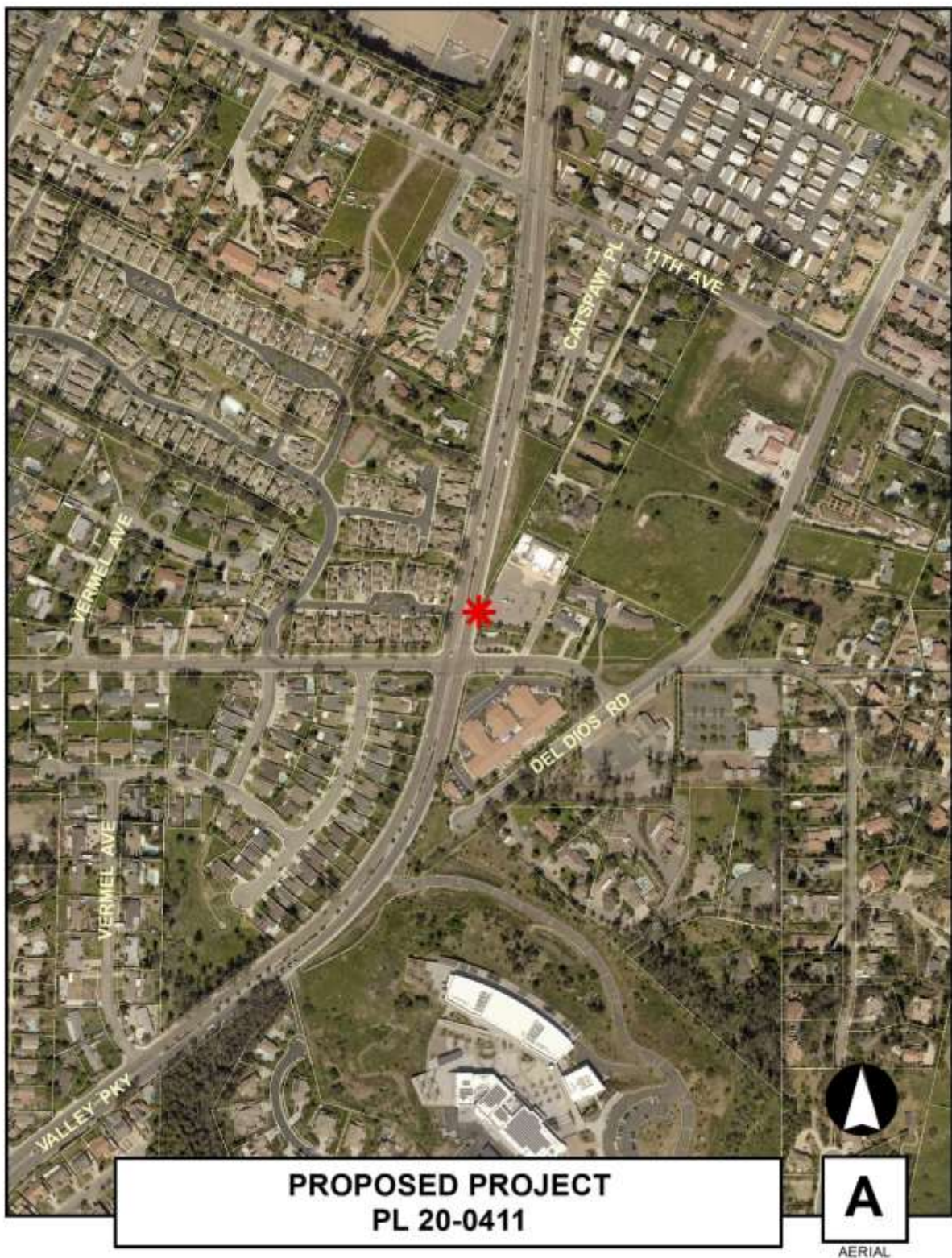
*Darren Parker*

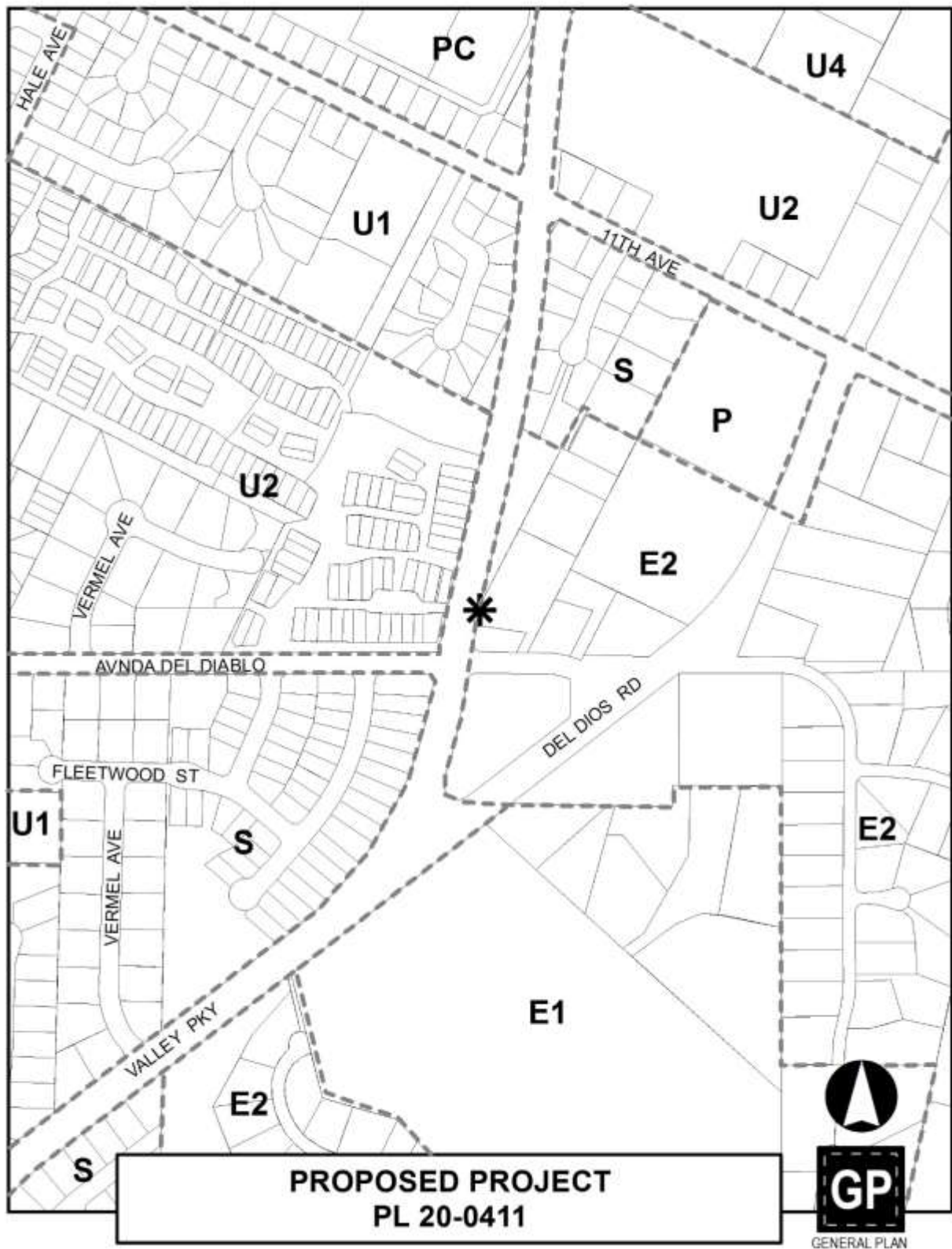
Darren Parker  
Associate Planner

### AT&T Sites

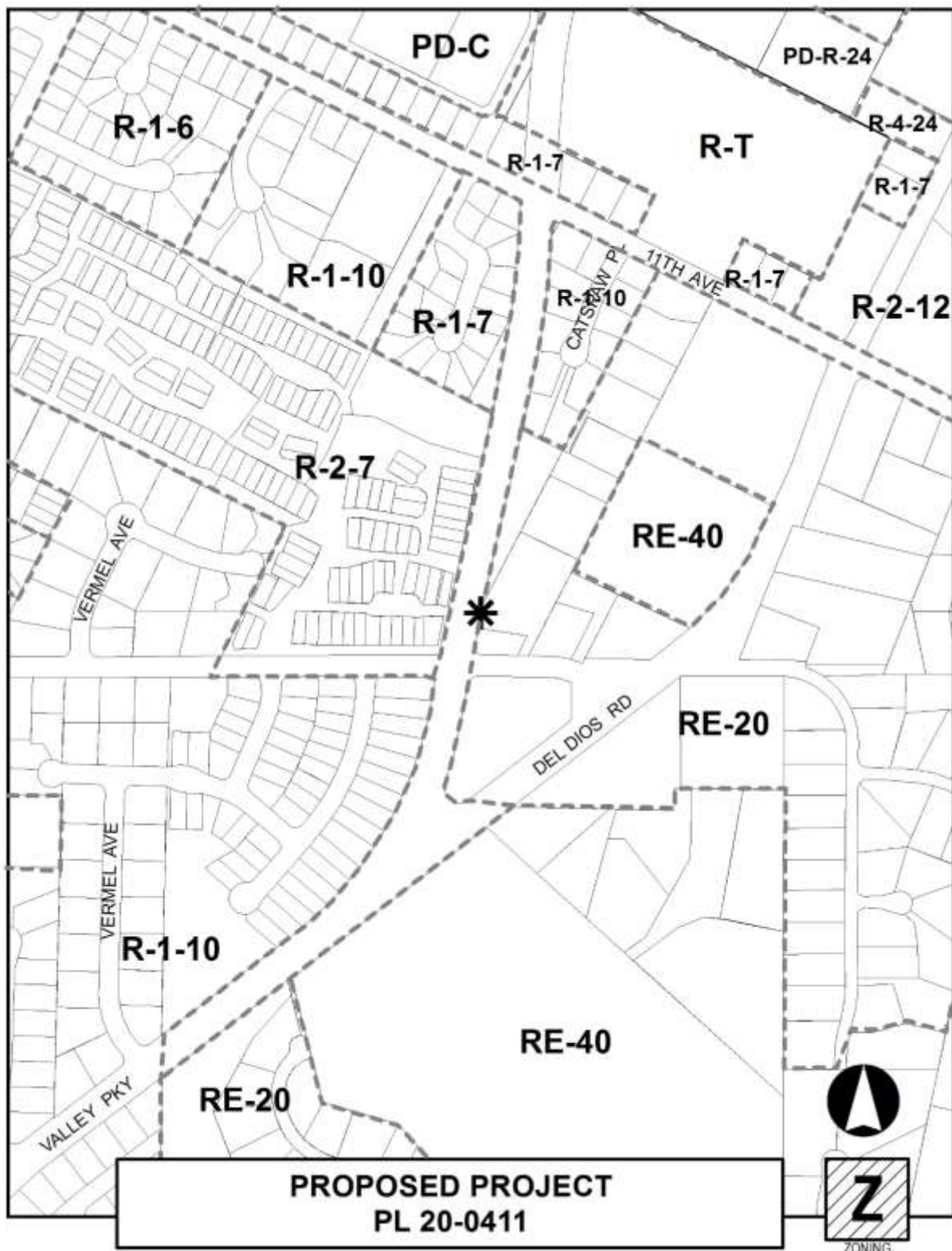














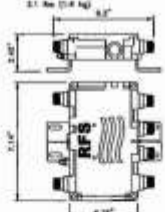















<p><b>GAMMA NU-QY28X360F10</b></p> <p>DIMENSIONS: 7.8" (200mm) HEIGHT: 23.8" (605mm) VOLUME: 0.6797 TOTAL WEIGHT (WITH MOUNT): 12.8 lbs (5.8 kg) CONNECTOR PORTS: (1) 4.5-18 FEMALE BY CONNECTOR LOCATION: BOTTOM</p>  	<p><b>ERICSSON RRUS-4415 RADIO</b></p> <p>DIMENSIONS: 16.5" x 12.4" x 8.1" (420x315x205mm) TOTAL WEIGHT (WITH FAN UNIT): 47.8 lbs (21.8 kg) VOLUME: 0.91 47 MAX. NOMINAL OUTPUT POWER: 440W</p> <p><b>SEPARATION REQUIREMENTS:</b> 2" FREE SPACE BETWEEN RADIOS SIDE BY SIDE ON RAIL (+11197) 1/4" FREE SPACE BETWEEN RADIOS SIDE BY SIDE ON RAIL 8" FREE SPACE HORIZONTALLY FROM ANTENNA TO RADIO 18" FREE SPACE BETWEEN RADIOS HORIZONTALLY MOUNTED ON HORIZONTAL RAIL 26" FREE SPACE WHEN MOUNTED ABOVE OR BELOW ANTENNA 12" FREE SPACE FROM BOTTOM OF RADIO TO THE FLOOR 40" FREE SPACE TO FRONT OF RADIO TO ANY OBJECT</p>  
<p><b>ANTENNA SPECIFICATIONS</b></p> <p>NO SCALE</p>	<p><b>RADIO SPECIFICATIONS</b></p> <p>NO SCALE</p>
<p><b>ERICSSON RRUS-4426 RADIO</b></p> <p>DIMENSIONS: 16.5" x 12.4" x 8.1" (420x315x205mm) TOTAL WEIGHT (WITH FAN UNIT): 48.8 lbs (22.2 kg) VOLUME: 0.99 47 MAX. NOMINAL OUTPUT POWER: 440W</p> <p><b>SEPARATION REQUIREMENTS:</b> 2" FREE SPACE BETWEEN RADIOS SIDE BY SIDE ON RAIL (+11197) 1/4" FREE SPACE BETWEEN RADIOS SIDE BY SIDE ON RAIL 8" FREE SPACE HORIZONTALLY FROM ANTENNA TO RADIO 18" FREE SPACE BETWEEN RADIOS HORIZONTALLY MOUNTED ON HORIZONTAL RAIL 26" FREE SPACE WHEN MOUNTED ABOVE OR BELOW ANTENNA 12" FREE SPACE FROM BOTTOM OF RADIO TO THE FLOOR 40" FREE SPACE TO FRONT OF RADIO TO ANY OBJECT</p>  	<p><b>ERICSSON PSU AC 08</b></p> <p>DIMENSIONS: 7.68" x 16.74" x 3.78" (195x425x95mm) WEIGHT: 11.8 lbs (5.33 kg) VOLUME: 0.12 47 POWER CONVERSION: 100-220VAC TO 480VDC</p>  
<p><b>RADIO SPECIFICATIONS</b></p> <p>NO SCALE</p>	<p><b>PSU POWER CONVERTER DETAIL</b></p> <p>NO SCALE</p>
<p><b>RFS-FRPL4028ADA-MC</b></p> <p>DIMENSIONS: 7.14" x 4.18" x 3.7" (181x106x95mm) WEIGHT: 3.1 lbs (1.4 kg) VOLUME: 0.02 47</p>   	<p><b>RF SIGNAGE DETAIL</b></p> <p>NO SCALE</p> <p><b>NOTICE</b> RF energy emitted by this device may exceed the FCC's general exposure limits. Do not stand 1 foot away from the device. Call 800-455-0000 for safety data sheet before use.</p> <p><b>RF NOTICE DECAL</b></p> <p>RF energy emitted by this device may exceed the FCC's general exposure limits. Do not stand 1 foot away from the device. Call 800-455-0000 for safety data sheet before use.</p> <p><b>CAUTION</b> RF energy emitted by this device may exceed the FCC's general exposure limits. Do not stand 1 foot away from the device. Call 800-455-0000 for safety data sheet before use.</p>
<p><b>DUPLEXER SPECIFICATIONS</b></p> <p>NO SCALE</p>	<p><b>RF SIGNAGE DETAIL</b></p> <p>NO SCALE</p>
<p><b>CHARLES 30RD60-46X18X14</b></p> <p>DIMENSIONS: 17.5" x 14.1" x 6.1" (442x358x155mm) WEIGHT: 58 lbs INTERNAL VOLUME: 0.72 47 MOUNTING: (2) 1/2" BOLT (10 STRAPS) (1) 1" OFFSET RT 2x4x8 RT-0612000-A (1) POLE CLAMP MOUNT KIT, WITH 1/2" 2x4 RT-0600000-A</p> <p><b>POSSIBLE EQUIPMENT:</b> (2) 4415/4426 RRUS, AC VS DC PWR, SPEDICED/COMBINED/SPALTER, 100W TERMINATION/BLACK TERMINATION PWR TERMINATION/500/1000W</p>  	<p><b>EQUIPMENT ENCLOSURE SPECIFICATIONS</b></p> <p>NO SCALE</p> <p><b>PLAN VIEW</b></p> <p><b>FRONT VIEW</b></p> <p><b>SIDE VIEW</b></p>
<p><b>EQUIPMENT ENCLOSURE SPECIFICATIONS</b></p> <p>NO SCALE</p>	<p><b>EQUIPMENT ENCLOSURE SPECIFICATIONS</b></p> <p>NO SCALE</p>

**PROPOSED PROJECT: PL 20-0411**

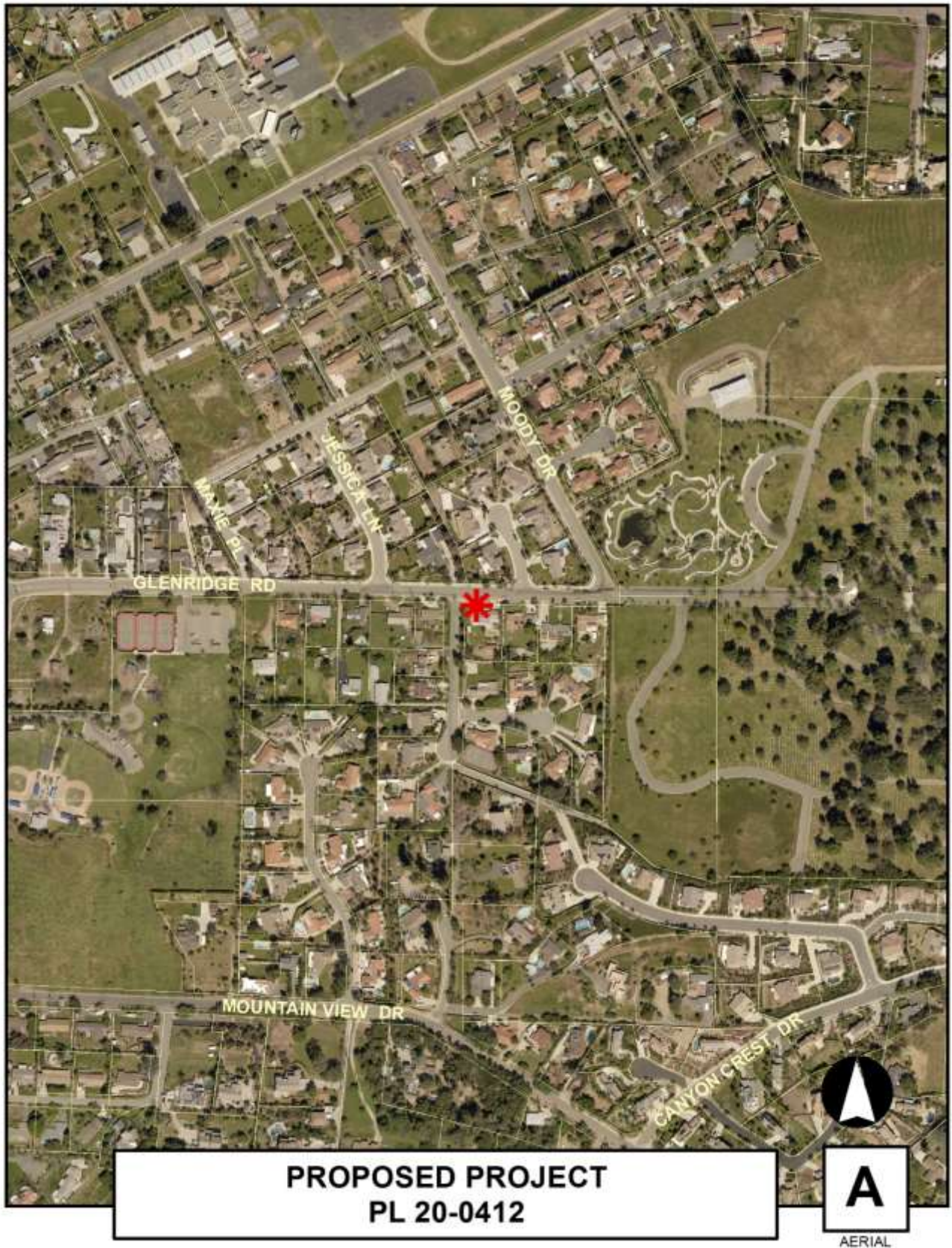
**EQUIPMENT DETAILS**



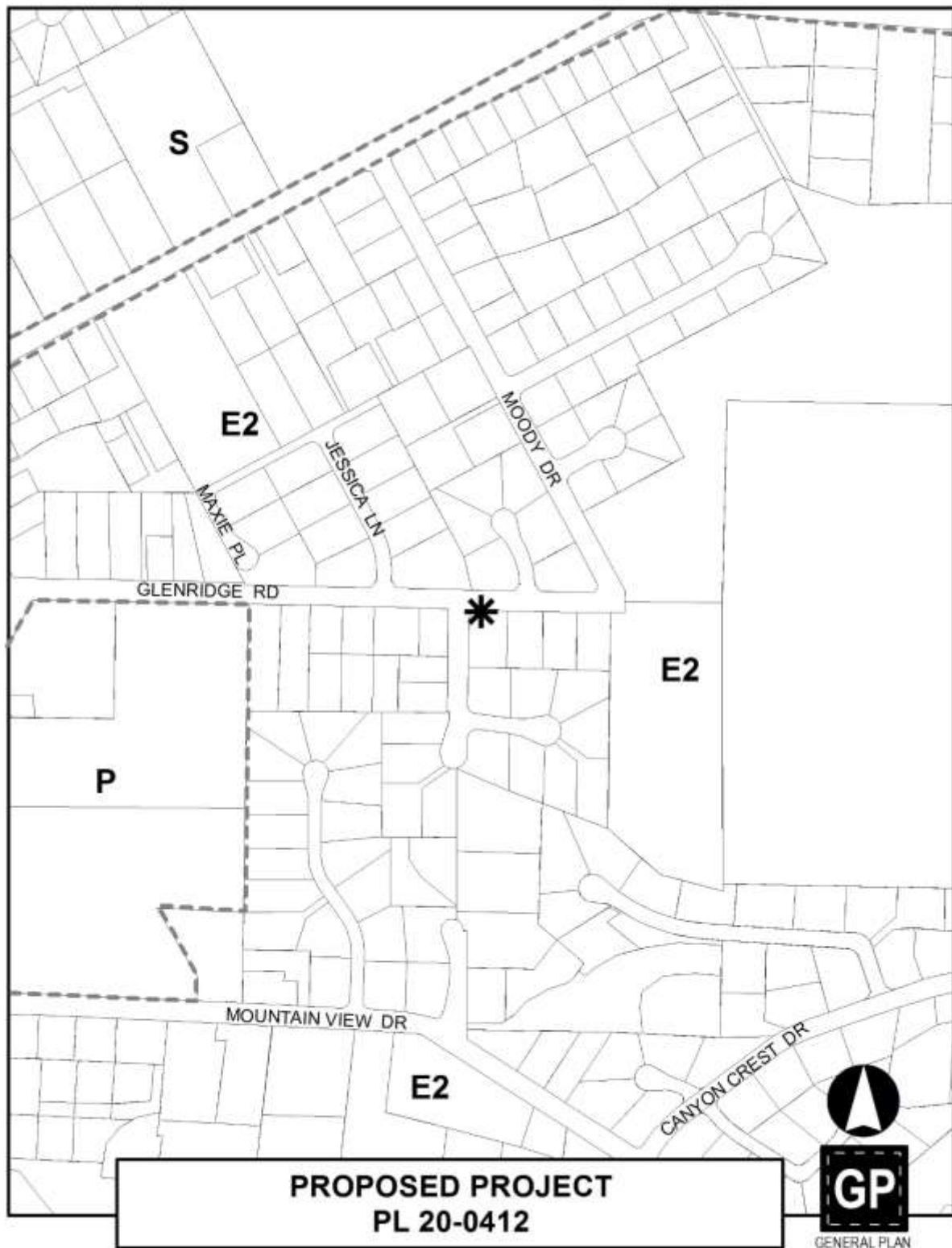


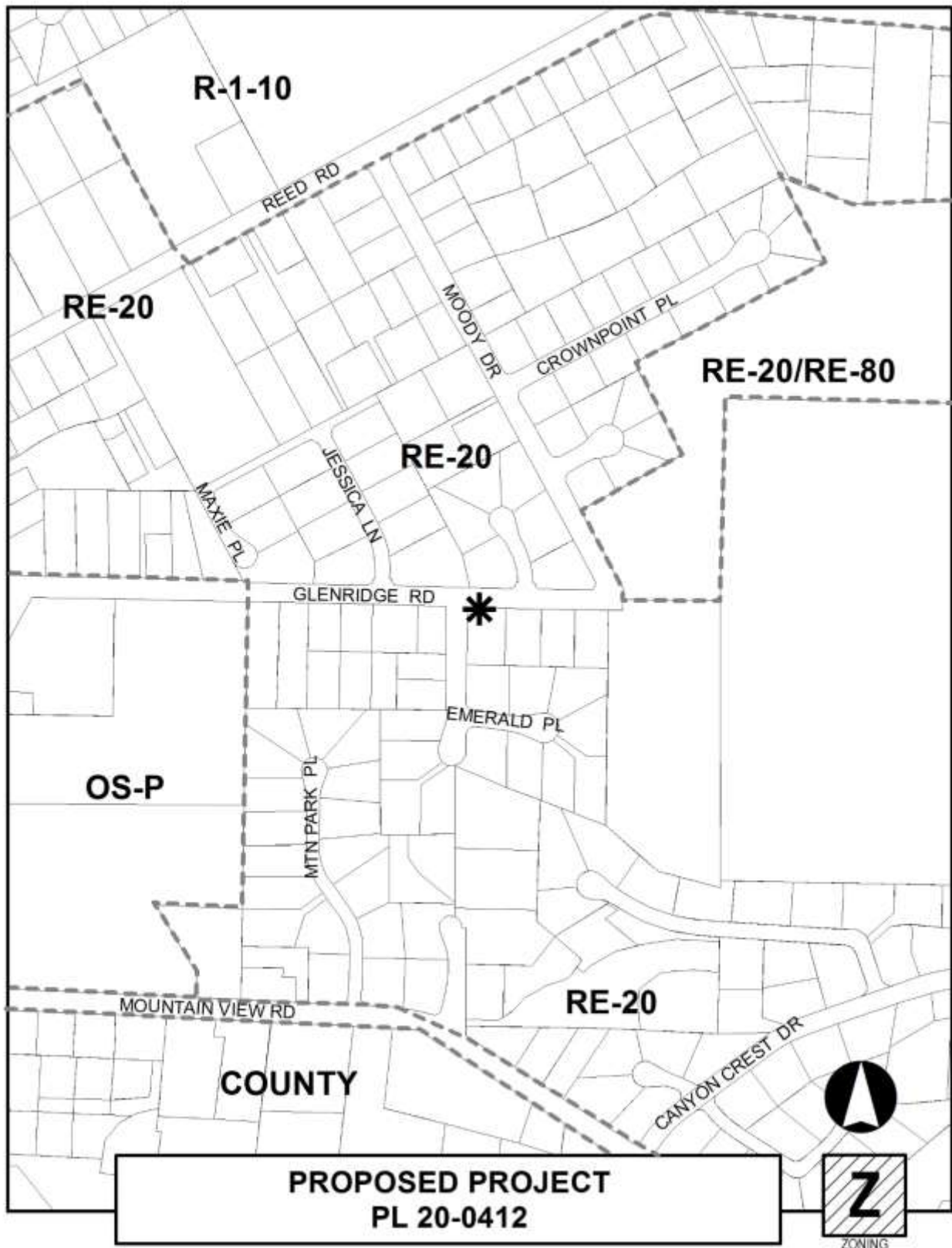






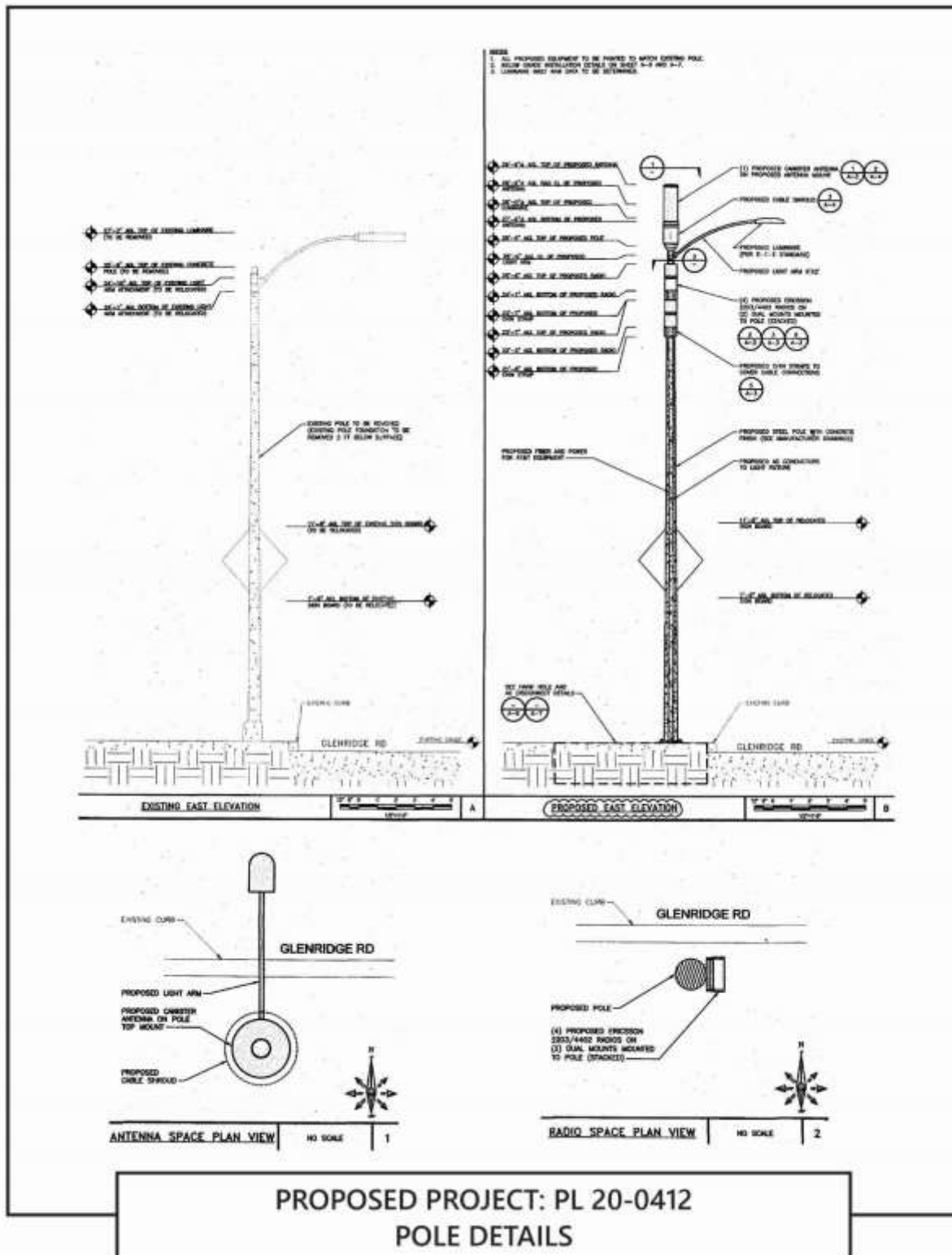


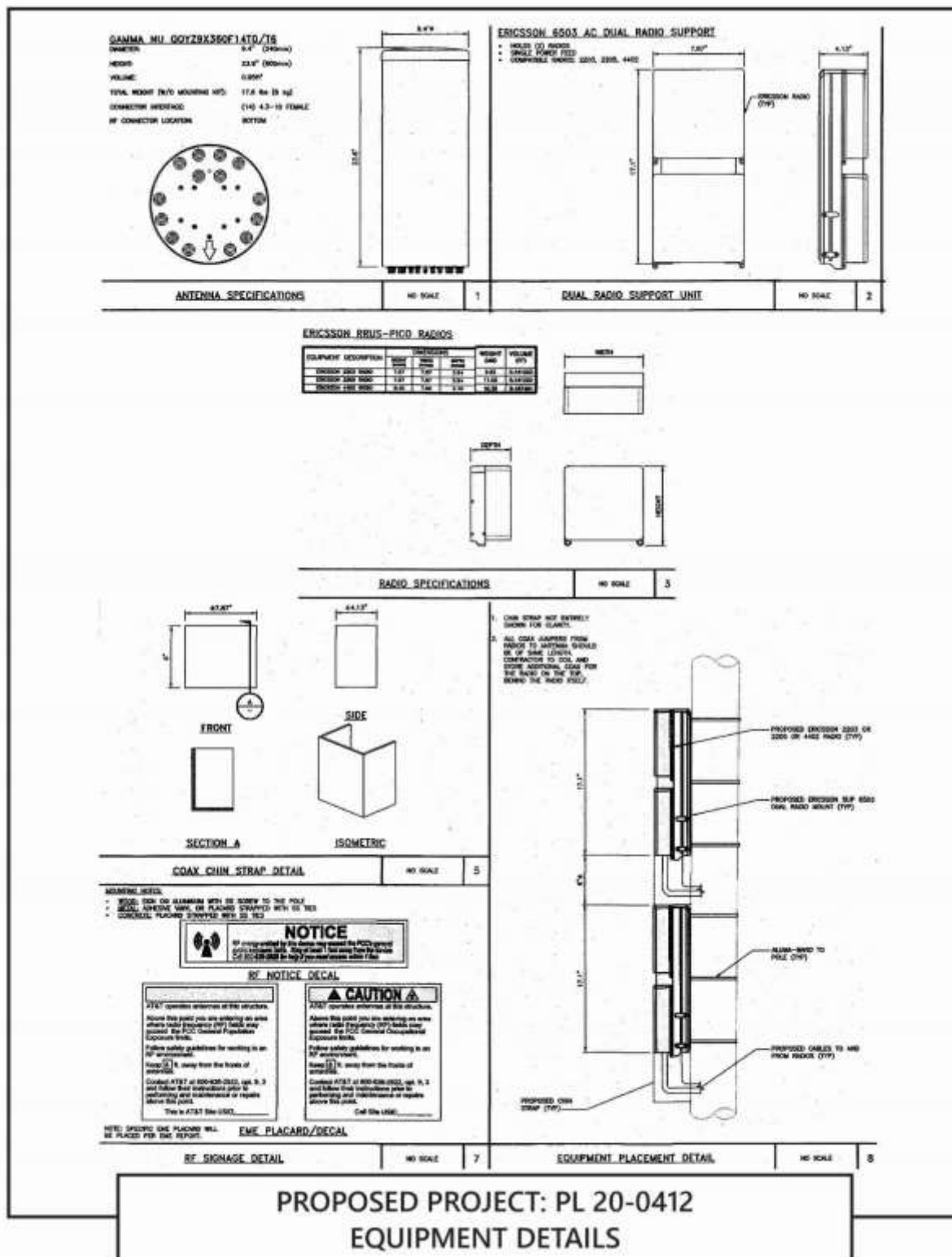










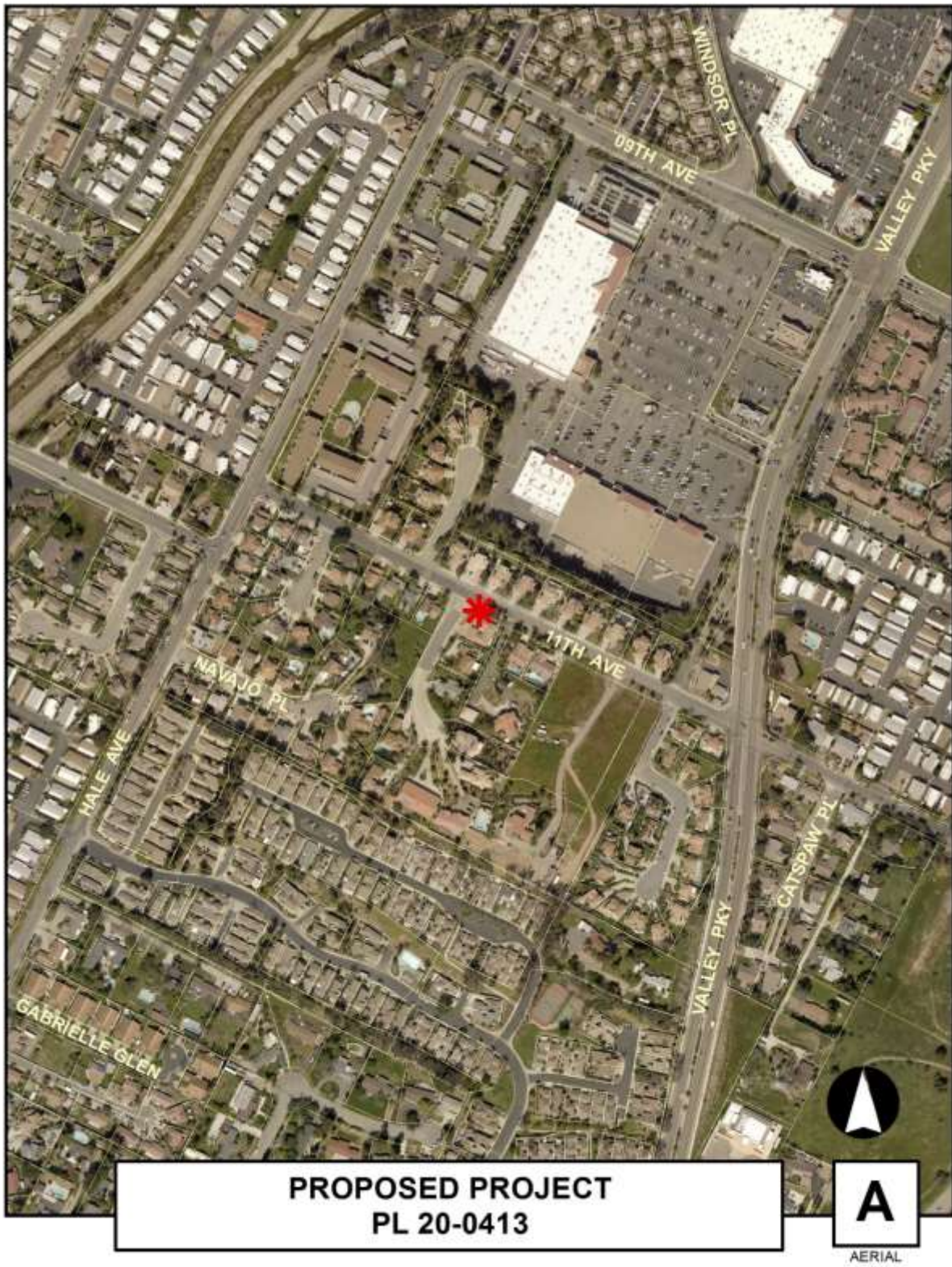




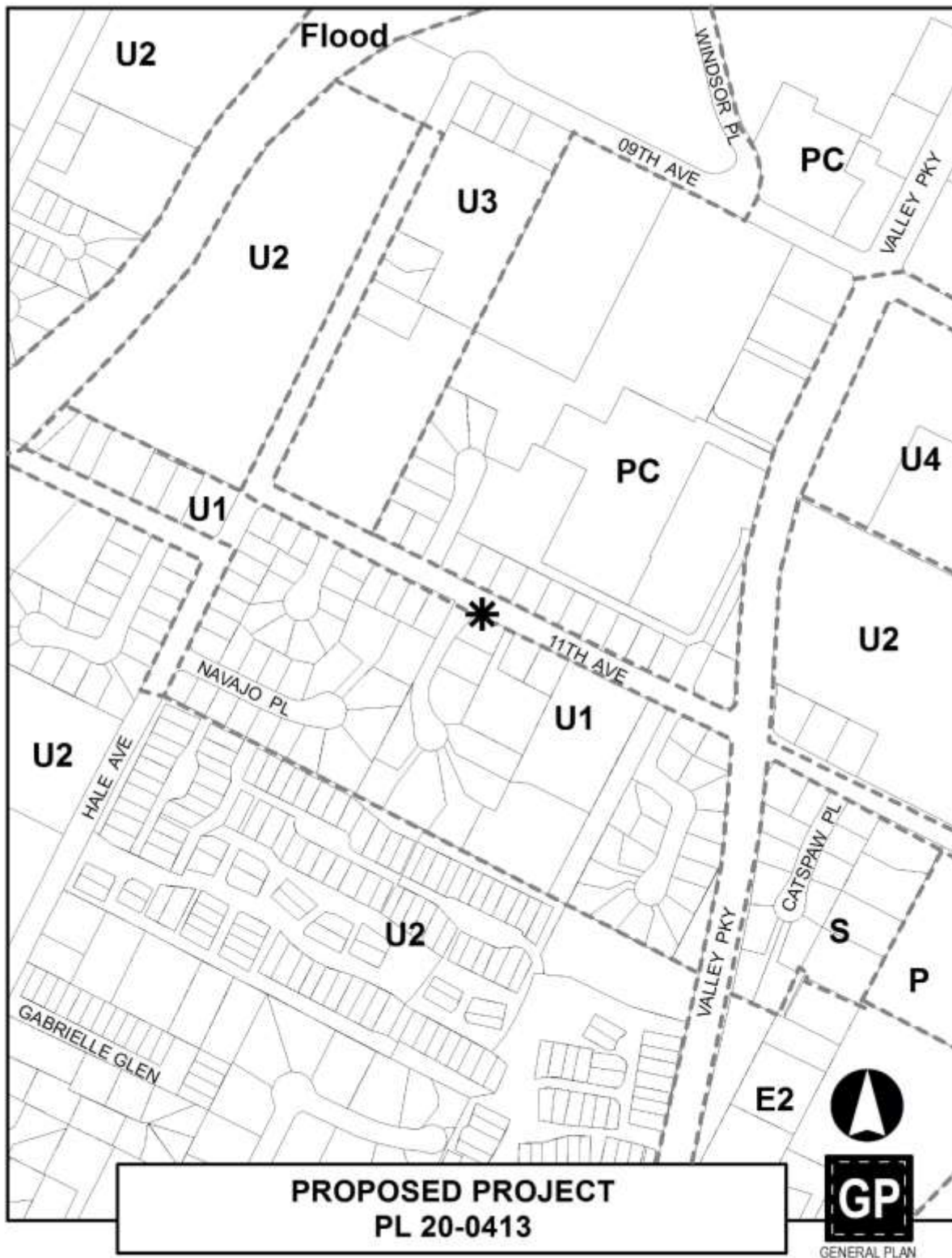


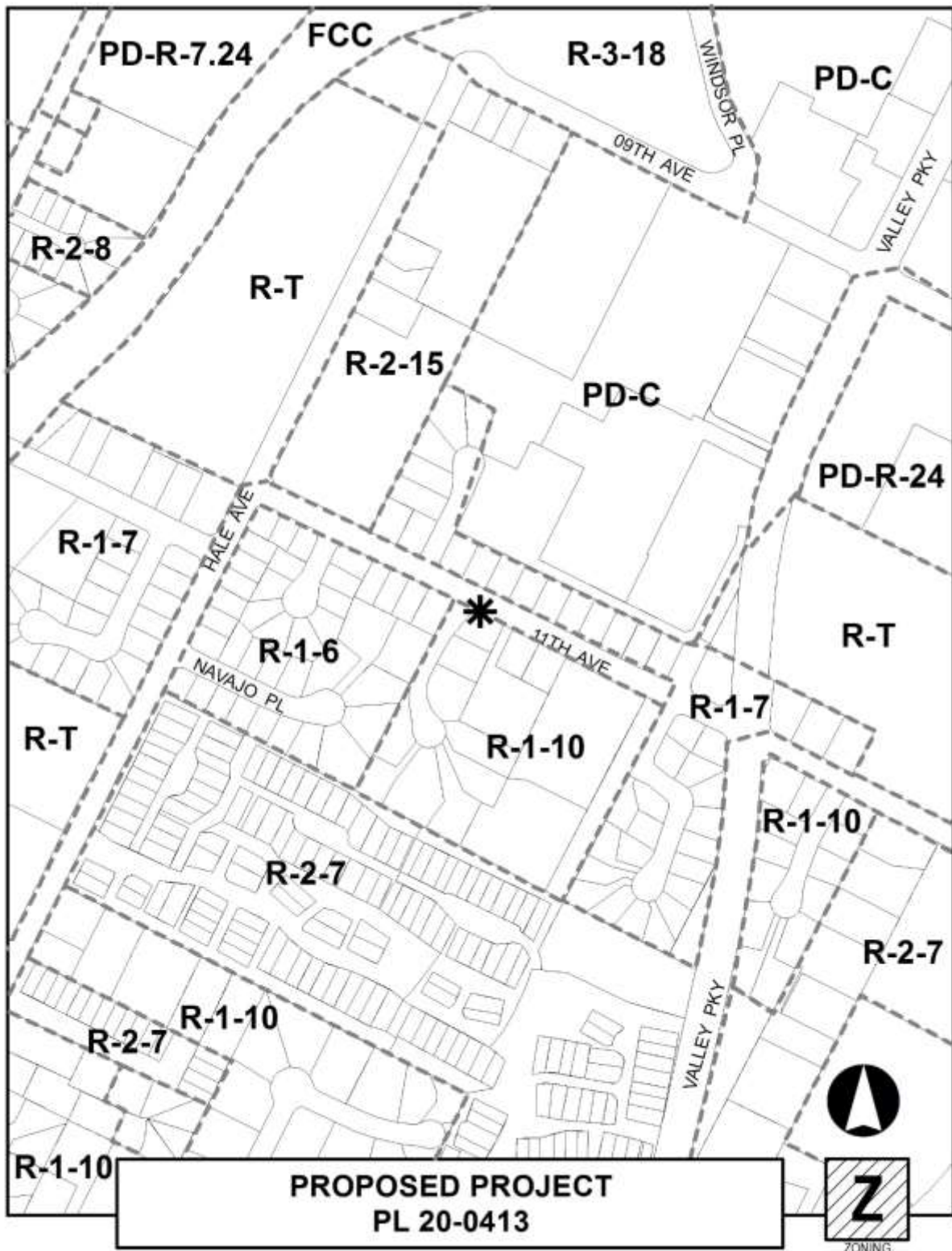




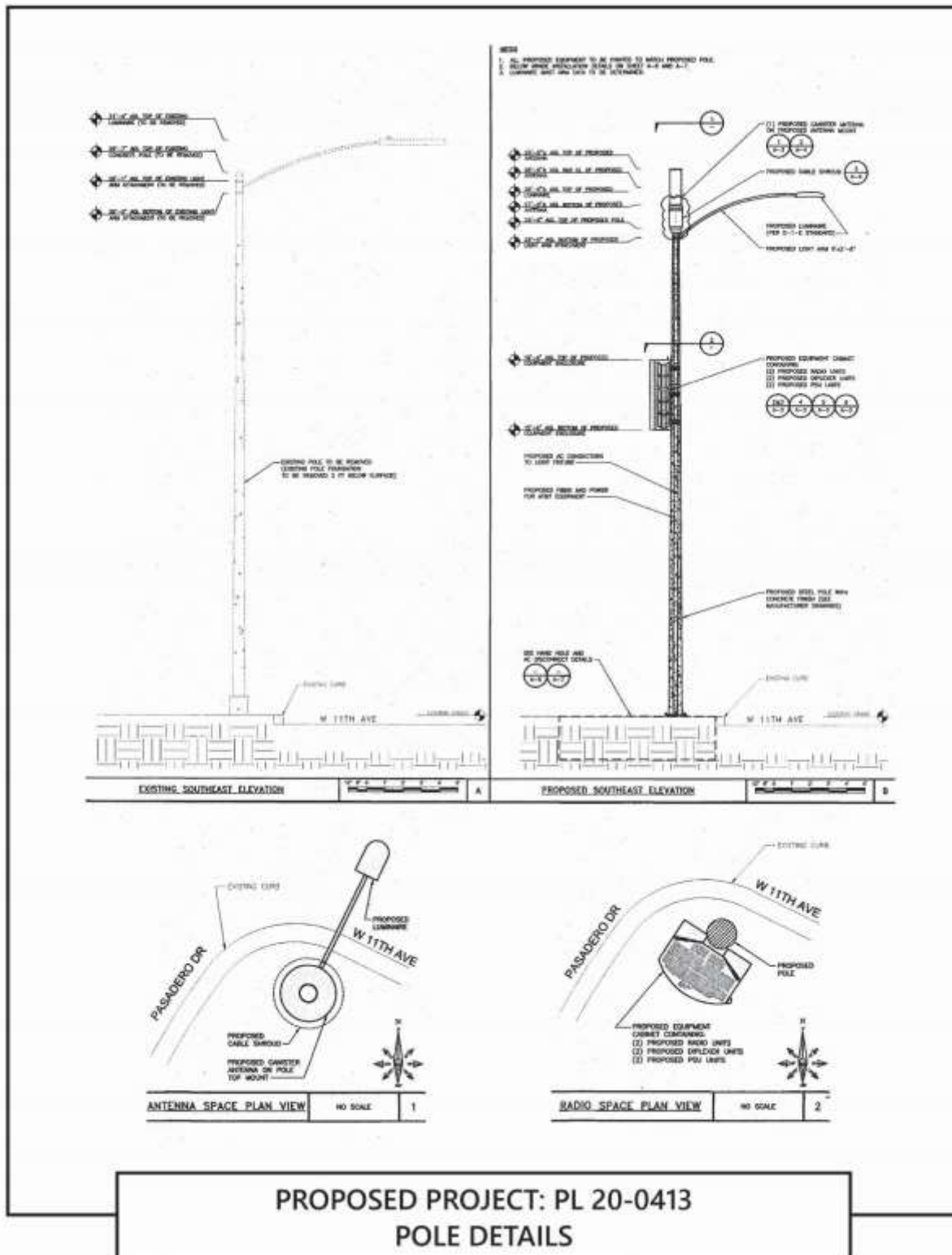











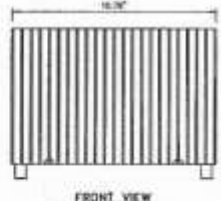


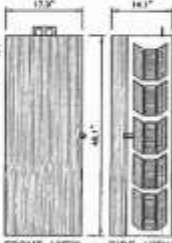







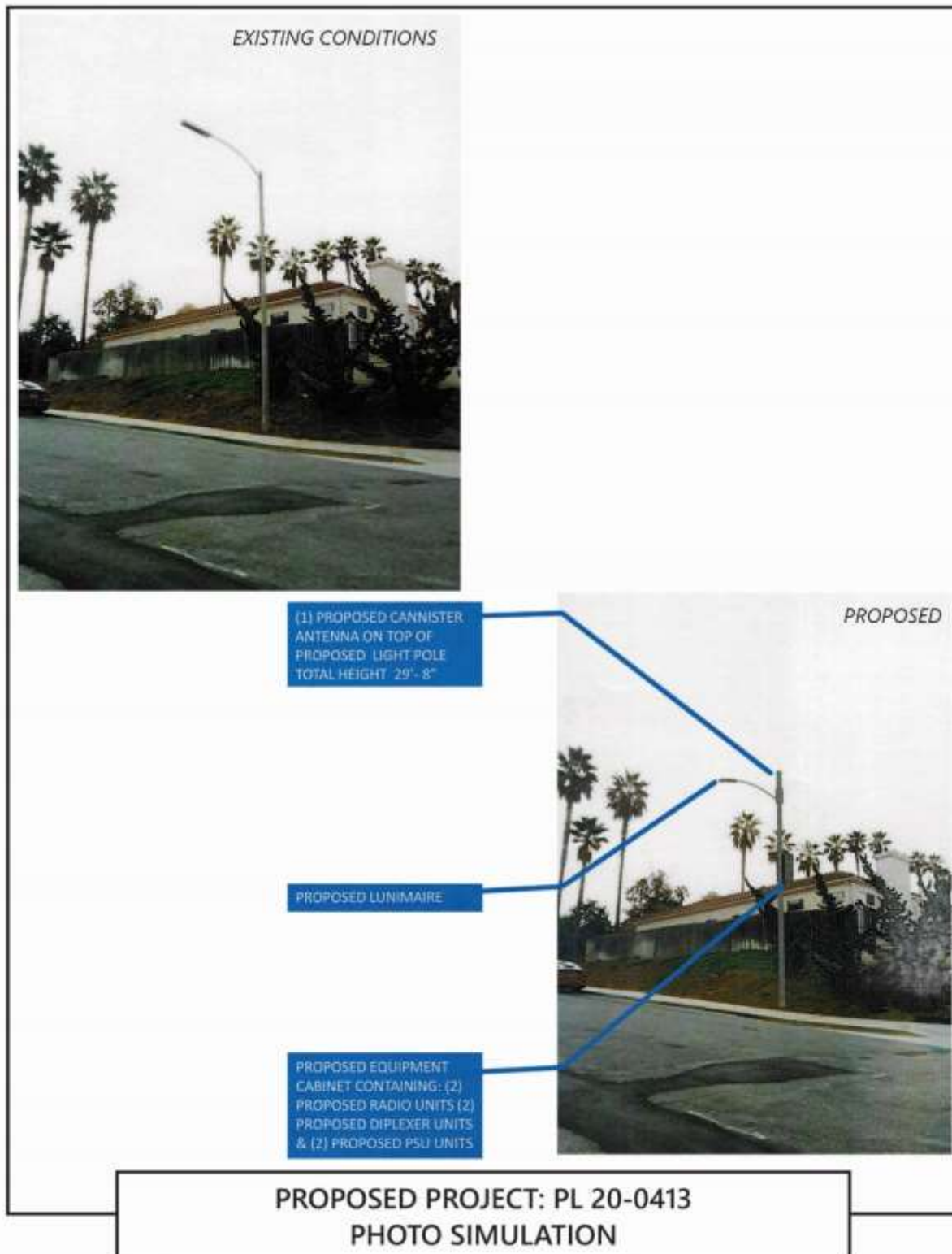





<p><b>GAMMA NU 0729X560F10</b></p> <p>DIAMETER: 7.0" (180mm)          HEIGHT: 23.4" (595mm)          VOLUME: 0.678"          TOTAL WEIGHT (INCLUDE MOUNT): 12.0 lbs (5.5 kg)          CONNECTOR INTERFACE: (1) 4.5-10 FEMALE          RF CONNECTOR LOCATION: BOTTOM</p>   <p style="text-align: center;"><b>ANTENNA SPECIFICATIONS</b></p> <p style="text-align: right;">NO SCALE 1</p>	<p><b>ERICSSON RRUS-6615 RADIO</b></p> <p>DIMENSIONS (MM) (IN) (IN): 16.5" x 15.4" x 6.3" (420 x 392 x 160mm)          TOTAL WEIGHT (MM) (IN) (IN): 47.4 lbs (21.5 kg)          VOLUME: 0.81"          MAX NOMINAL OUTPUT POWER: 400W</p> <p><b>SPACING REQUIREMENTS:</b>          2" FREE SPACE BETWEEN RADIOS SIDE BY SIDE ON RAIL (+110%)          1/4" FREE SPACE BETWEEN RADIOS SIDE BY SIDE ON RAIL          1" FREE SPACE HORIZONTALLY FROM ANTENNA TO RADIO          1/4" FREE SPACE BETWEEN RADIOS VERTICALLY INSTALLED ON HORIZONTAL RAIL          20" FREE SPACE WHEN MOUNTED ABOVE OR BELOW ANTENNA          12" FREE SPACE FROM BOTTOM OF RADIO TO THE FLOOR          40" FREE SPACE TO FRONT OF RADIO TO ANY OBJECT</p>   <p style="text-align: center;"><b>RADIO SPECIFICATIONS</b></p> <p style="text-align: right;">NO SCALE 2</p>
<p><b>ERICSSON RRUS-6425 RADIO</b></p> <p>DIMENSIONS (MM) (IN) (IN): 16.5" x 15.4" x 6.3" (420 x 392 x 160mm)          TOTAL WEIGHT (MM) (IN) (IN): 45.4 lbs (20.6 kg)          VOLUME: 0.81"          MAX NOMINAL OUTPUT POWER: 400W</p> <p><b>SPACING REQUIREMENTS:</b>          2" FREE SPACE BETWEEN RADIOS SIDE BY SIDE ON RAIL (+110%)          1/4" FREE SPACE BETWEEN RADIOS SIDE BY SIDE ON RAIL          1" FREE SPACE HORIZONTALLY FROM ANTENNA TO RADIO          1/4" FREE SPACE BETWEEN RADIOS VERTICALLY INSTALLED ON HORIZONTAL RAIL          20" FREE SPACE WHEN MOUNTED ABOVE OR BELOW ANTENNA          12" FREE SPACE FROM BOTTOM OF RADIO TO THE FLOOR          40" FREE SPACE TO FRONT OF RADIO TO ANY OBJECT</p>   <p style="text-align: center;"><b>RADIO SPECIFICATIONS</b></p> <p style="text-align: right;">NO SCALE 3</p>	
<p><b>ERICSSON PSU AC DB</b></p> <p>DIMENSIONS (MM) (IN) (IN): 7.08" x 15.75" x 3.71" (180 x 400 x 94mm)          WEIGHT: 11.0 lbs (5.02 kg)          VOLUME: 0.12"          POWER CONVERSION: 100-220VAC TO -48VDC</p>   <p style="text-align: center;"><b>PSU POWER CONVERTER DETAIL</b></p> <p style="text-align: right;">NO SCALE 4</p>	<p><b>RFS_FDPL4020AD4-HC</b></p> <p>DIMENSIONS (MM) (IN) (IN): 7.14" x 14" x 3.35" (181 x 354 x 85mm)          CONNECTORS: (4) 4.5-10 OH FEMALE (IN)          (2) 4.5-10 OH FEMALE (OUT)          VOLUME: 0.03"          WEIGHT: 5.1 lbs (2.3 kg)</p>   <p style="text-align: center;"><b>DIPLEXER SPECIFICATIONS</b></p> <p style="text-align: right;">NO SCALE 5</p>
<p><b>CHARLES SHROBO-48X18X14</b></p> <p>DIMENSIONS (MM) (IN) (IN): 17.8" x 14.1" x 4.1" (452 x 358 x 104mm)          WEIGHT: 88 lbs          HEIGHT: 6.73"          MOUNTING: (2) 1/2" BOLTS (NO STRAPS)          (1) 2" OFFSET CT P/N: 87-002000-4          (1) POLE FLUSH MOUNT KIT MATCH CLIP P/N: 87-0000001-4</p> <p><b>POSSIBLE EQUIPMENT:</b> (2) 4412/4425 INDO. AC 115V DC PWR, UNLICENSED/UNLICENSED/OUTRICK, FREE TERMINATION/BLACK STORAGE PWR TERMINATION/CONNECT</p>   <p style="text-align: center;"><b>EQUIPMENT ENCLOSURE SPECIFICATIONS</b></p> <p style="text-align: right;">NO SCALE 6</p>	
<p><b>RF SIGNAGE DETAIL</b></p> <p><b>NOTICE</b></p> <p>RF energy emitted by this structure exceeds the FCC's general public exposure limits. Stay at least 10 feet away from this device. Call 800-456-2822 for help if you need more information.</p> <p><b>RF NOTICE DECAL</b></p> <p>RF energy emitted by this structure exceeds the FCC's general public exposure limits. Stay at least 10 feet away from this device. Call 800-456-2822 for help if you need more information.</p> <p><b>CAUTION</b></p> <p>RF energy emitted by this structure exceeds the FCC's general public exposure limits. Stay at least 10 feet away from this device. Call 800-456-2822 for help if you need more information.</p> <p style="text-align: center;"><b>RF SIGNAGE DETAIL</b></p> <p style="text-align: right;">NO SCALE 7</p>	

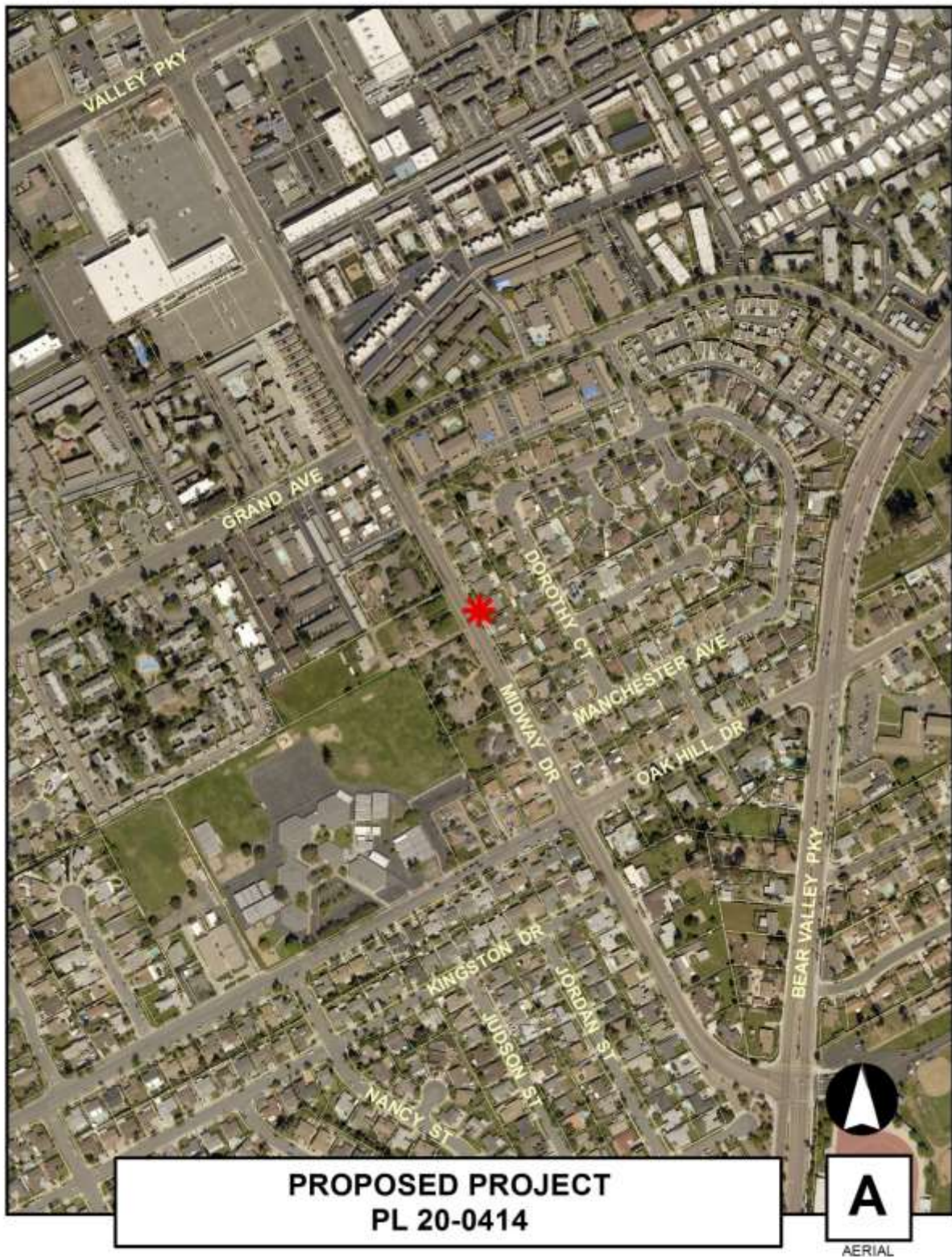
**PROPOSED PROJECT: PL 20-0413**

**EQUIPMENT DETAILS**

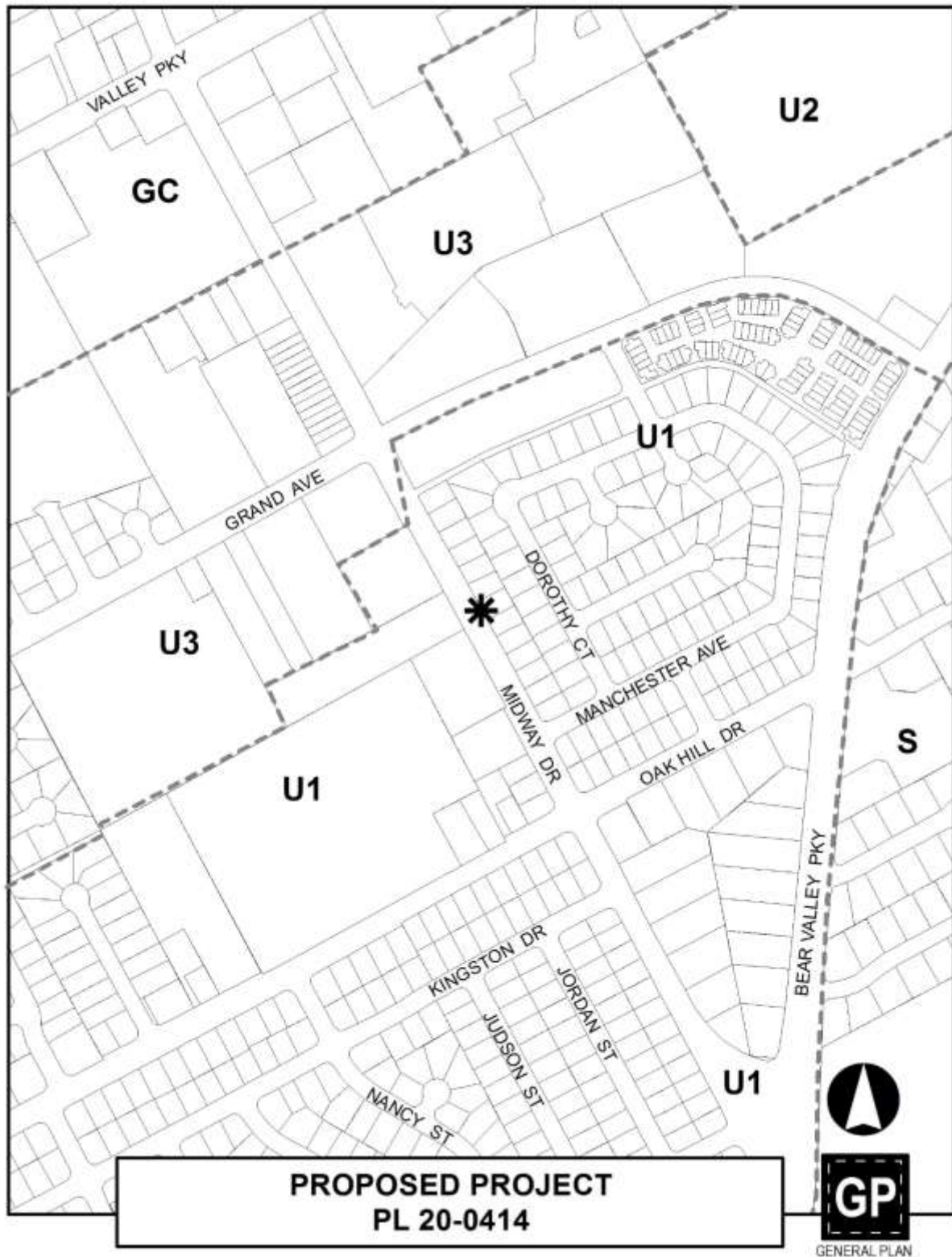


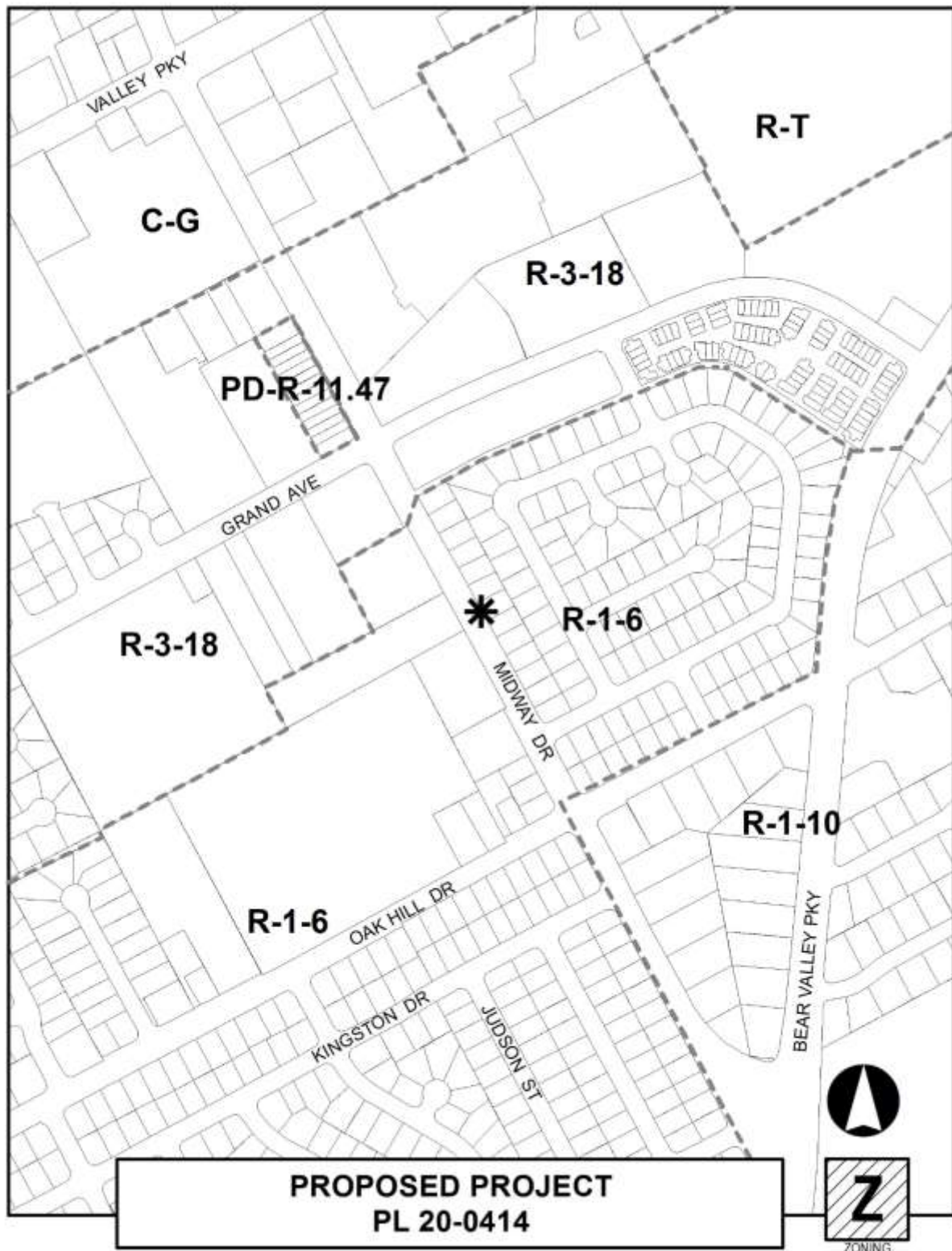


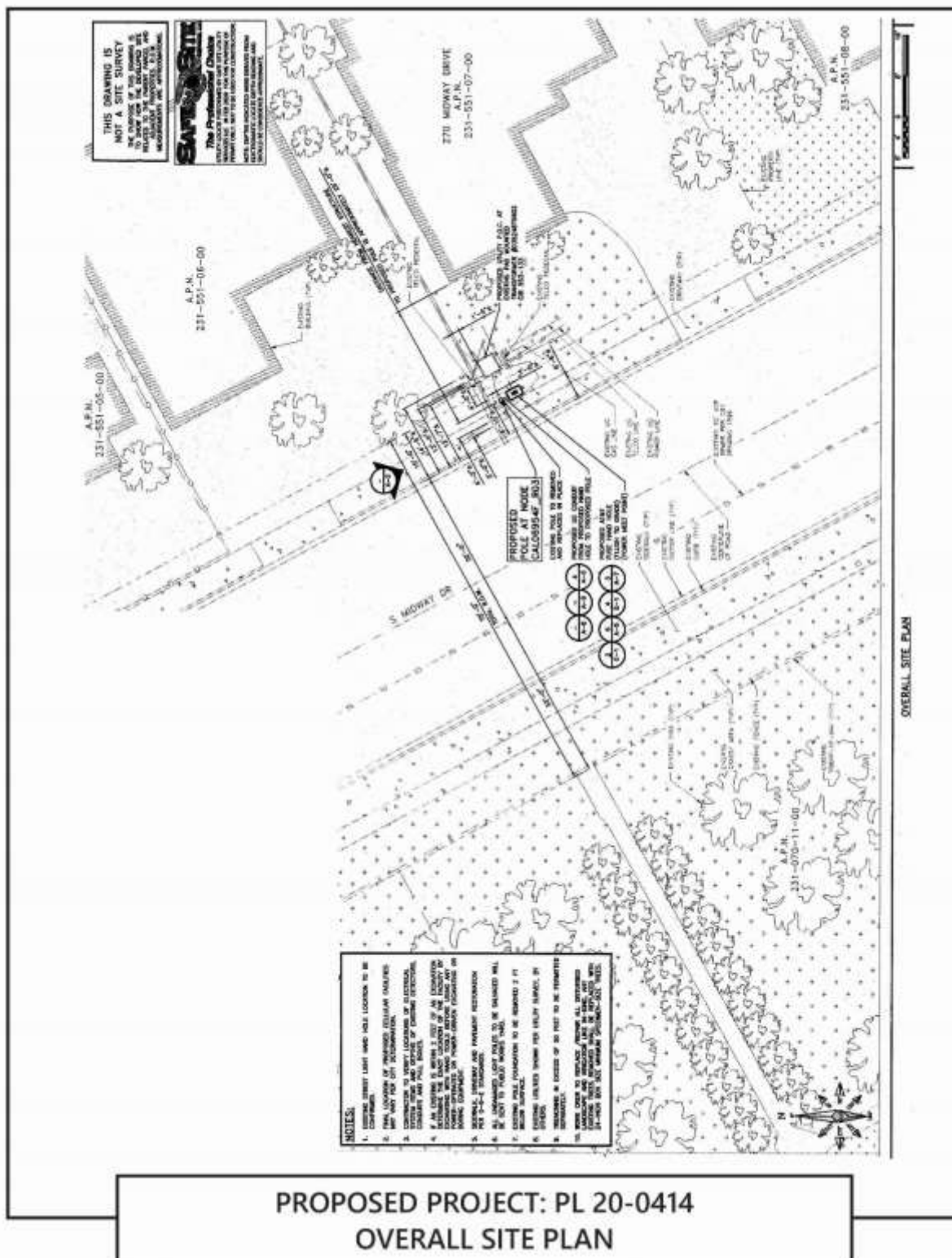









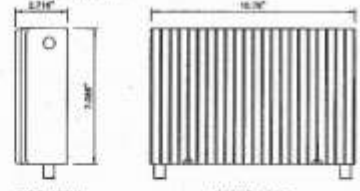
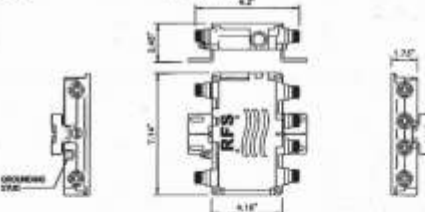
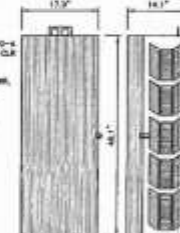












<p><b>GAMMA NU 0729X560F10</b></p> <p>DIAMETER: 7.0" (180mm)              HEIGHT: 23.4" (595mm)              VOLUME: 0.678"              TOTAL WEIGHT (INCLUDE MOUNT): 12.0 lbs (5.5 kg)              CONNECTOR INTERFACE: (1) 4.5-10 FEMALE              RF CONNECTOR LOCATION: BOTTOM</p>  <p style="text-align: center;"><b>ANTENNA SPECIFICATIONS</b></p> <p style="text-align: right;">NO SCALE 1</p>	<p><b>ERICSSON RRUS-6615 RADIO</b></p> <p>DIMENSIONS (MM) (INCHES): 16.5" x 15.4" x 6.3" (420 x 392 x 160mm)              TOTAL WEIGHT (MM) (INCHES): 47.4 lbs (21.5 kg)              VOLUME: 0.81"              MAX NOMINAL OUTPUT POWER: 40W</p> <p><b>SPACING REQUIREMENTS:</b>              2" FREE SPACE BETWEEN RADIOS SIDE BY SIDE ON RAIL (+110%)              1/4" FREE SPACE BETWEEN RADIOS SIDE BY SIDE ON RAIL              1" FREE SPACE HORIZONTALLY FROM ANTENNA TO RAIL              1/4" FREE SPACE BETWEEN RADIOS VERTICALLY INSTALLED ON HORIZONTAL RAIL              20" FREE SPACE WHEN MOUNTED ABOVE OR BELOW ANTENNA              12" FREE SPACE FROM BOTTOM OF RAIL TO THE FLOOR              40" FREE SPACE TO FRONT OF RAIL TO ANY OBJECT</p>  <p style="text-align: center;"><b>RADIO SPECIFICATIONS</b></p> <p style="text-align: right;">NO SCALE 2</p>
<p><b>ERICSSON RRUS-6425 RADIO</b></p> <p>DIMENSIONS (MM) (INCHES): 16.5" x 15.4" x 6.3" (420 x 392 x 160mm)              TOTAL WEIGHT (MM) (INCHES): 45.4 lbs (20.6 kg)              VOLUME: 0.81"              MAX NOMINAL OUTPUT POWER: 40W</p> <p><b>SPACING REQUIREMENTS:</b>              2" FREE SPACE BETWEEN RADIOS SIDE BY SIDE ON RAIL (+110%)              1/4" FREE SPACE BETWEEN RADIOS SIDE BY SIDE ON RAIL              1" FREE SPACE HORIZONTALLY FROM ANTENNA TO RAIL              1/4" FREE SPACE BETWEEN RADIOS VERTICALLY INSTALLED ON HORIZONTAL RAIL              20" FREE SPACE WHEN MOUNTED ABOVE OR BELOW ANTENNA              12" FREE SPACE FROM BOTTOM OF RAIL TO THE FLOOR              40" FREE SPACE TO FRONT OF RAIL TO ANY OBJECT</p>  <p style="text-align: center;"><b>RADIO SPECIFICATIONS</b></p> <p style="text-align: right;">NO SCALE 3</p>	
<p><b>ERICSSON PSU AC DB</b></p> <p>DIMENSIONS (MM) (INCHES): 7.08" x 15.75" x 3.71" (180 x 400 x 94mm)              WEIGHT: 11.0 lbs (5.02 kg)              VOLUME: 0.12"              POWER CONVERSION: 100-220VAC TO -48VDC</p>  <p style="text-align: center;"><b>PSU POWER CONVERTER DETAIL</b></p> <p style="text-align: right;">NO SCALE 4</p>	<p><b>RFS_FDPL4020AD4-HC</b></p> <p>DIMENSIONS (MM) (INCHES): 7.14" x 14" x 3.35" (181 x 354 x 85mm)              CONNECTORS: (4) 4.5-10 OH FEMALE (IN)              (2) 4.5-10 OH FEMALE (OUT)              VOLUME: 0.03"              WEIGHT: 5.1 lbs (2.3 kg)</p>  <p style="text-align: center;"><b>DIPLEXER SPECIFICATIONS</b></p> <p style="text-align: right;">NO SCALE 5</p>
<p><b>CHARLES SHROBO-46X18X14</b></p> <p>DIMENSIONS (MM) (INCHES): 17.8" x 14.1" x 4.1" (452 x 358 x 104mm)              WEIGHT: 88 lbs              HEIGHT: 6.73"              MOUNTING: (2) 1/2" BOLTS (NO STRAPS)              (1) 2" OFFSET CT P/N: 87-002000-4              (1) POLE FLUSH MOUNT KIT MATCH CLIP P/N: 87-00000011-4</p> <p><b>POSSIBLE EQUIPMENT:</b> (2) 4412/4425 INDO. AC 115V DC PWR, UNLICENSED/UNLICENSED/OUTRICK, FREE TERMINATION/BLACK STORAGE PWR TERMINATION/CONNECT</p>  <p style="text-align: center;"><b>EQUIPMENT ENCLOSURE SPECIFICATIONS</b></p> <p style="text-align: right;">NO SCALE 6</p>	
<p><b>RF SIGNAGE DETAIL</b></p> <p><b>NOTICE</b></p> <p>RF energy emitted by this structure exceeds the FCC's general public exposure limits. Stay at least 10 feet away from this device. Call 800-456-2822 for help if you need more information.</p> <p><b>RF NOTICE DECAL</b></p> <p>AT&amp;T operates antennas at this structure. Above this point you are entering an area where radio frequency (RF) fields may exceed the FCC's General Population Exposure limits. Follow safety guidelines for working in an RF environment. Keep 3 ft. away from the fronts of antennas. Contact AT&amp;T at 800-456-2822, ext. 5, 7 and follow their instructions prior to performing any maintenance or repairs above this point. This is AT&amp;T Site 1150.</p> <p><b>CAUTION</b></p> <p>AT&amp;T operates antennas at this structure. Above this point you are entering an area where radio frequency (RF) fields may exceed the FCC's General Population Exposure limits. Follow safety guidelines for working in an RF environment. Keep 3 ft. away from the fronts of antennas. Contact AT&amp;T at 800-456-2822, ext. 5, 7 and follow their instructions prior to performing any maintenance or repairs above this point. Call Site 1150.</p> <p style="text-align: center;"><b>RF SIGNAGE DETAIL</b></p> <p style="text-align: right;">NO SCALE 7</p>	

**PROPOSED PROJECT: PL 20-0414**

**EQUIPMENT DETAILS**





**EXHIBIT “A”**  
**FINDINGS OF FACT**  
**PL 20-0411; PL 20-0412; PL 20-0413; and PL 20-414**

**Environmental Determination:**

1. The proposed project is categorically exempt from environmental review in conformance with CEQA Section 15303, “New Construction of Small Structures.”

**Conditional Use Permit:**

1. All decisions granting or denying Conditional Use Permits shall be made in accordance with Section 33-1203 of the Escondido Zoning Code (Findings for Conditional Use Permits). The construction of four (4) small wireless facilities has been reviewed and the Zoning Administrator concludes and finds, based on the analysis of the project described therein the September 22, 2020 Zoning Administrator’s Staff Report, that:
  - a. Granting the proposed Minor Conditional Use Permit to allow the construction of four (4) small wireless facilities within the public right-of-way would be based upon sound principles of land use and in response to services required by the community because the placement of the four (4) small wireless antenna structures (nodes) would enhance wireless service where there currently is a need for additional services coverage or capacity. In addition, each facility is relatively small and would not result in a substantial alteration of the present land use. Design features and Conditions of Approval have been incorporated to minimize any potential land-use compatibility.
  - b. Granting the proposed Minor Conditional Use Permit for the construction of four (4) small wireless facilities within the public right-of-way would not cause deterioration of bordering land uses or create special problems for the area in which it is located because the facilities would be appropriately integrated into replacement street light poles that would continue to function as a city street light. Additionally, RF emission generated from each site would be below the FCC accepted guidelines/standards. Pursuant to federal law and local government agency may regulate the placement and modification of a wireless communication facility on the basis of the environmental or health effects of radio frequency emissions to the extent that such facilities comply with federal law concerning emissions.
  - c. The proposed Minor Conditional Use Permit for four (4) small wireless facilities would be compatible with the surrounding neighborhoods because the facilities have been designed to be appropriately incorporated into/mounted onto a street light, and would be located in an area where existing street lights, or similar type infrastructure currently exist. Associated



support equipment would be placed in small new underground concrete vaults (handhole). Conditions have been applied to reduce potential impacts to the immediate areas.

- d. The applicant, AT&T has analyzed and demonstrated that the site is necessary to close a significant gap in service to the community. Although the signal propagated from a small cell wireless node antenna spans over a shorter range than a conventional macro tower system, small wireless facilities/nodes can be an effective way too to close service coverage gaps and/or address capacity issues.
- e. The proposed location for four (4) small wireless facilities conforms to the requirements of Article 34, "Communication Antennas", Section 33-704 (k), because a Minor Conditional Use Permit is required if a small wireless facility is located within forty-feet of a residential unit. All four (4) sites are located closer than forty-feet from a residential unit.
- f. That the design of the four (4) small wireless facilities conforms to the requirements of Article 34, "Communication Antennas", Section 33-704 (k), and any adopted guidelines to the maximum extent possible, as detailed in the Zoning Administrator staff report dated September 22, 2020.
- g. The applicant, AT&T, has demonstrated in good-faith effort to identify and evaluate more preferred locations and that alternative locations are not feasible, practical or potentially available. AT&T considered sites on other poles in the area but none of these sites is a desirable from construction, coverage or aesthetics perspectives. The proposed location was chosen based on design criteria for locating on city-owned street light poles and the coverage and capacity needs for the area.

**EXHIBIT “B”**  
**CONDITIONS OF APPROVAL**  
**AT&T Small Wireless Facilities (Nodes)**  
**PL 20-0411; PL 20-0412; PL 20-0413; and PL 20-414**

**Planning Division Conditions**

All small wireless facilities approved as part of this application are subject to the conditions of approval below. For the purpose of these Conditions of Approval, the term “Applicant” shall also include the permittee, wireless carrier, or its successor (s) in interest in any small wireless facility, as may be applicable.

1. Should the applicant fail to protest these conditions and/or file a timely and valid appeal of this Small Wireless Facility Permit, such inaction by the applicant shall be deemed to constitute all of the following on behalf of the applicant:
  1. Acceptance of the permit by the applicant; and
  2. Agreement by the applicant to be bound by, to comply with, and to do all things required of or by the applicant pursuant to all of the terms, provisions, and conditions of this Small Wireless Facility Permit or other approval(s) applicable to said permit.
2. Compliance with all requirements contained in these Guidelines and Section 33-704(k) of the Escondido Zoning Code shall be strictly adhered to.
3. The applicant shall remove any Notice of Public Hearing signage within 24 hours following a public hearing for any small wireless facility.
4. All required permits and agreements must be in place prior to commencing installation of any facility.
5. It shall be the responsibility of the applicant to secure any permits, approvals, agreements and authorizations from other agencies. Failure on behalf of the City of Escondido to ensure that said permits, approvals, agreements and authorizations have been secured shall not alleviate the applicant from this responsibility.
6. All construction and operations shall comply with all applicable requirements of the Escondido Zoning Code, Escondido Municipal Code, and any other applicable policies and requirements of the City.

7. The applicant shall pay all additional fees and deposits required by the City at the time of application for an encroachment permit, including those fees required by any master license agreement.
8. All aspects of the facility shall strictly conform to the plans and other exhibits approved by the City and on-file with the Planning Division.
9. The radio units shall be flush mounted to the street light poles and noted on the building plans, to the extent feasible, unless otherwise shown on the plans.
10. The radio units, antennas, shrouds and extension poles/equipment shall be painted/textured to match the street light pole and noted on the plans to the satisfaction of the Planning Division.
11. As of the date of permit issuance, the applicant certifies that the facility utilizes the least intrusive design and that no less intrusive designs are available.
12. Final inspections by the Planning and Field Engineering Divisions shall be required before commencement of operations of any facility. Any facility not installed in strict compliance with the approved permit(s) and these Guidelines shall be brought into compliance and subsequent inspection(s) shall be requested by the applicant. Operations shall not commence prior to the facility passing final inspection(s).
13. Prior to commencement of operations, it shall be the applicant's responsibility to ensure that the facility has passed all inspections required by any other agencies with jurisdictional authority.
14. Post-Installation Certification. Within 90 calendar days after the applicant commences full, unattended operations of a small wireless facility, the permittee shall provide documentation demonstrating that the facility has been installed and constructed in compliance with the approved plans. Such documentation shall include without limitation as-built drawings, GIS data, and site photographs. Failure to provide such certification shall be cause for the City to rescind approval of the installation of the facility until such time as the certification has been provided.
15. Build-Out Period. The small wireless facility permit and associated encroachment permit will automatically expire twenty-four (24) months from the approval date unless construction has commenced. Construction shall be completed within six (6) months of commencement.
16. Within ninety (90) days following commencement of full, unattended operation of each facility, the applicant shall provide the City with a post-installation assessment report signed by a

third party RF engineer certifying the wireless facility's compliance with applicable FCC rules and regulations.

17. Site Maintenance. The applicant shall keep the site, which includes without limitation any and all improvements, equipment, structures, access routes, fences and landscape features, in a neat, clean, and safe condition. Any such equipment, structures, etc., that, in the opinion of the Director, has become worn, weathered, or otherwise degraded, shall be repaired or replaced by the permittee at the permittee's sole expense. The permittee, at no cost to the City, shall remove and remediate any graffiti or other vandalism at the site within 24 hours after the permittee receives notice or otherwise becomes aware that such graffiti or other vandalism occurred.
18. Applicant hereby agrees to investigate complaints related to possible interference with electronic equipment in the surrounding area, to determine the cause of the interference. If the facility is determined to be the cause of the electronic interference, applicant shall resolve the issue in a timely manner, to the satisfaction of the Director.
19. Any facility suspected of causing interference with Fire Department or public safety communications shall be immediately taken out of operation and said interference shall be investigated. Should the facility be found to be the cause of the interference, the issue must be resolved prior to recommencing operation of the facility, to the satisfaction of the City of Escondido.
20. The final location of any small wireless facility shall be verified in the field to not interfere with visibility of any traffic control device or signage, or reduce sight distance below City and ASSHTO requirements, to the satisfaction of the City of Escondido prior to commencing operation of the facility.
21. Small wireless facilities installed on or as part of a new or replacement street light shall not be placed in locations subject to future public road widening or in conflict with future planned utility or storm drain infrastructure.
22. No facility shall be expanded, relocated, or otherwise modified without approval of subsequent permits by the City of Escondido.
23. Any application for the modification of an existing facility shall require replacement of any portion of the facility for which a less intrusive design has become available.
24. Any trenching in excess of fifty (50) feet will require a separate encroachment permit including a construction drawings submittal to the Engineering Services Department, and the owner of the proposed underground facilities will be required to execute a one-time Right-of-Way and Maintenance Agreement with the City of Escondido or provide evidence of prior Franchise Agreement rights.



25. Any City infrastructure removed in order to install a small wireless facility shall be so removed in a manner, which does not damage said infrastructure, and said infrastructure shall be delivered to the City of Escondido public works yard, as directed by Field Engineering and Public Works staff.
26. Installation of any facility shall be in full compliance with all applicable city, regional, and state design standards and standard drawings.
27. The foundation of any removed street light shall be removed to a depth of at least two feet below finished grade.
28. All street light conduit and wiring splicing shall be reconnected in accordance with the City's standard drawings, to the satisfaction of the city engineer.
29. The applicant shall be responsible to repair or replace any driveway approach, curb and gutter, sidewalk, or other damages, which have occurred because of construction activities for the facility, to the satisfaction of the city engineer. All curb, gutter, sidewalk and driveway repairs and replacements shall be in accordance with standard drawing G-6-E.
30. The applicant shall be responsible to repair and resurface all trenched roadways per City of Escondido Standard Drawing G-2-E, to the satisfaction of the City Engineer.
31. The applicant or contractor will be responsible to implement Best Management Practices (BMPs) to prevent storm water pollution in accordance with the approved Erosion Control Plan, CASQA Guidelines and City of Escondido Municipal Code during all phases of project construction to the satisfaction of the City Engineer.
32. Erosion and sediment controls, and other storm water pollution control measures, shall be provided to control sediment and silt from construction work areas. The applicant and contractor shall be responsible for maintaining all erosion and sediment controls throughout the construction work.
33. Compliance with Conditions and Laws. The applicant shall comply with all conditions specified. Failure to comply with any condition shall constitute grounds for revocation of the small wireless facility permit. The applicant shall also maintain compliance at all times with all federal, state and local regulations applicable to the permittee, the subject property, and the small wireless facility, which includes without limitation any laws applicable to human exposure to RF emissions. In the event that RF emissions for the site exceed FCC standards, the applicant will be required to immediately cease operation of the facility until such time that the violation is corrected to the satisfaction of the Director. The applicant expressly acknowledges and agrees that this obligation is intended to be broadly construed and that

no other specific requirements in these conditions are intended to reduce, relieve, or otherwise lessen the permittee's obligations to maintain compliance with all laws.

34. No small wireless facility may encroach into, over, or across any adjacent property line.
35. No encroachment onto adjacent private property shall be allowed during the construction of any small wireless facility without express written consent of the adjacent property owner. This shall include private property owned by the City of Escondido.
36. Small wireless facilities shall be maintained by the permittee(s) and subsequent owners in a manner that implements requirements of the Zoning Code, these Guidelines, and all other applicable standards and permit conditions. Landscaping, painting, and other concealment treatment for any facility shall be maintained as such over time.
37. The applicant shall use all reasonable efforts to avoid any and all unreasonable, undue or unnecessary adverse impacts on nearby properties that may arise from the permittee's or its authorized personnel's construction, installation, operation, modification, maintenance, repair, removal or other activities on or about the site. The permittee shall not perform or cause others to perform any construction, installation, operation, modification, maintenance, repair, removal or other work that involves heavy equipment or machines except during normal construction work hours authorized by the Escondido Municipal Code. The restricted work hours in this condition will not prohibit any work required to prevent actual, immediate harm to property or persons, or any work during an emergency declared by the City or other state or federal government agency or official with authority to declare a state of emergency within the City. The Director may issue a stop work order for any activities that violate this condition in whole or in part.
38. Applicant's Contact Information. The applicant shall furnish the city engineer with accurate and up-to-date contact information for the person responsible for the small wireless facility, which includes without limitation such person's full name, title, direct telephone number, facsimile number, mailing address and email address. The permittee shall keep such contact information up-to-date at all times and promptly provide the city engineer with updated contact information if either the responsible person or such person's contact information changes.
39. Indemnification. The applicant, permittee, and any successor-in-interest thereof, shall defend, indemnify and hold harmless the City of Escondido, and its agent's officers or employees, from (1) any claim, action or proceeding against the City, its agents, officers or employees to attack, set aside, void or annul an approval of the City, arising out of or concerning (PL 20-0411, PL 20-0412, PL 20-0413, and PL 20-0414) the small wireless facility permit, and (2) other claims of any kind or form, whether for personal injury, death or property damage, that arise from or in connection with the small wireless facility permit or the small wireless facility. In the event the City becomes aware of any claims, the City will use best

efforts to promptly notify the permittee and shall reasonably cooperate in the defense. The permittee expressly acknowledges and agrees that the City shall have the right to approve, which approval shall not be unreasonably withheld, the legal counsel providing the City's defense, and the permittee shall promptly reimburse City for any costs and expenses directly and necessarily incurred by the City in the course of the defense. Within ten (10) calendar days of the service of a claim, the permittee shall execute a letter of agreement with the City, acceptable to the Office of the City Attorney, which memorializes the above obligations. The permittee expressly acknowledges and agrees that such indemnification obligations will survive the expiration, revocation or other termination of this small cell wireless facility permit.

40. Permit Revocation. Any permit granted under these Guidelines may be revoked by the Director if the facility is not operating in compliance with these conditions or any applicable federal, state, or local laws.
41. Abandoned Facilities. The small wireless facility authorized under this small wireless facility permit shall be deemed abandoned if not operated for any continuous six-month period. Within 90 days after a small cell wireless facility is abandoned or deemed abandoned, the applicant or support structure owner (if not on a City-owned support structure) shall completely remove the small wireless facility and all related improvements and shall restore all affected areas to a condition compliant with all applicable laws, which includes without limitation the Escondido Municipal Code and Escondido Zoning Code. In the event that neither the applicant or support structure owner (if not on City-owned infrastructure) complies with the removal and restoration obligations under this condition within said 90-day period, the City shall have the right (but not the obligation) to perform such removal and restoration with or without notice, and the permittee and support structure owner (if not on City-owned infrastructure) shall be jointly and severally liable for all costs and expenses incurred by the City in connection with such removal and restoration activities.
42. Landscaping. The applicant shall replace any landscape features damaged or displaced by the construction, installation, operation, maintenance or other work performed by the permittee or at the permittee's direction on or about the site. If any trees are damaged, destroyed or displaced, the permittee shall hire and pay for a licensed arborist to select, plant and maintain replacement landscaping in the nearest appropriate location for the species. Only International Society of Arboriculture certified workers under the supervision of a licensed arborist shall be used to install the replacement tree(s). Any replacement tree must be a minimum 24-inch box specimen tree or larger, as determined by the Director, and shall be the same species as the tree which was removed unless determined by the Director that a different species is appropriate for the location. The applicant shall, at all times, be responsible to maintain any replacement landscape features and maintain any new landscaping installed in conjunction with the small wireless facility.
43. Protected trees. Any protected trees damaged as a result of the installation of a small wireless facility shall be assessed by a licensed arborist. All recommendations of the licensed

arborist intended to restore the tree shall be carried out by the applicant. Should any protected tree be destroyed or otherwise displaced as a result of the installation of any facility shall be replaced at a ratio recommended by the licensed arborist. This condition shall apply to any protected trees damaged, destroyed or otherwise displaced during construction, operation and removal of any facility if the facility is determined to be the cause of said damage, destruction or displacement.

44. Cooperation with RF Compliance Evaluations. At all times relevant to this permit, the applicant and the property owner (if not on City-owned infrastructure) shall reasonably cooperate with efforts by the City to evaluate whether the facility complies with all applicable FCC rules and regulations for human exposure to RF emissions. Such cooperation shall be at no cost to the City and may include, but not be limited to: (1) furnishing the City with a post-installation assessment report signed by an RF engineer certifying the wireless facility's compliance with applicable FCC rules and regulations; (2) providing technical data such as the frequencies in use, power output levels and antenna specifications, reasonably necessary to evaluate compliance with maximum permissible exposure levels set by the FCC; and (3) promptly responding to all requests by the City or its designee for information and cooperation with respect to any of the foregoing.
45. Future Undergrounding Programs. If other public utilities or communications providers in the public rights-of-way underground their facilities in the segment of the public right-of-way where the applicant's small wireless facility is located, the applicant must underground its equipment except the antennas, any electric meter and any other equipment that must be placed above ground in order to function. Accessory equipment that requires an environmentally controlled underground vault to function are not exempt from this condition. Such undergrounding shall occur at the applicant's sole cost and expense.
46. Small wireless facilities, which have been installed on utility poles, which are removed as part of a utility undergrounding project, and any facilities that are strand-mounted between such poles, shall be removed by the permittee with no compensation provided by the City or other entity carrying out the undergrounding project. The existence of small wireless facilities shall not prevent the City or other entity from carrying out an undergrounding project. Replacement of the facility shall be subject to a new small wireless facility permit. This condition includes utility poles and lines, which are required to be placed underground as a condition of approval of a development project.
47. Small wireless facilities, which are required to be removed or relocated as a result of a public works project, shall be so removed or relocated at the sole expense of the permittee.
48. Any relocation of a small wireless facility required as a result of public works or utility undergrounding projects shall be processed in the same manner as a new small wireless facility.



49. Electric Meter Upgrades. If the commercial electric utility provider adopts or changes its rules obviating the need for a separate or ground-mounted electric meter and enclosure, the permittee on its own initiative and at its sole cost and expense shall remove the separate or ground-mounted electric meter and enclosure. Prior to removing the electric meter, the permittee shall apply for any encroachment and other ministerial permit(s) required to perform the removal. Upon removal, the permittee shall restore the affected area to its original condition that existed prior to installation of the equipment.
50. All conditions of approval shall be binding as to the applicant and all successors in interest to permittee.
51. Existing City-owned structures on which any small wireless facility is placed shall remain the property of the City. Any new or replacement structures in the right-of-way which are subject to a master license agreement shall become the property of the City of Escondido in the event that an applicant removes or abandons any small wireless facility installed on said structure(s).
52. No additional antennas or expansion of this facility shall be permitted without a modification of the Conditional Use Permit and a public hearing before the Zoning Administrator, or as allowed by the relevant State or Federal law. Minor changes within the approved size and design parameters may be permitted by the Director of Community Development and the Building Division.
53. This project has been determined to be exempt from environmental review, pursuant to Section 15303(b) of State CEQA Guidelines. The City of Escondido hereby notifies the Applicant that the County Clerk's Office requires a documentary handling fee of \$50.00 in order to file a Notice of Exemption. Each facility approved as part of this application requires a separate Notice of Exemption and filing fee. In order to file the Notice of Exemption with the County Clerk, in conformance with California Environmental Quality Act (CEQA) Section 15062, the Applicant should remit to the City of Escondido Planning Division, within two working days of the final approval of the Project (the final approval being the date of this letter) four (4) certified checks (one for each facility approved as part of this application) payable to the "San Diego County Clerk" in the amount of \$50.00. The filing of a Notice of Exemption and the posting with the County Clerk starts a 35-day statute of limitations period on legal challenges to the agency's decision that the Project is exempt from CEQA. Failure to submit the required fee within the specified time noted above will result in the Notice of Exemption not being filed with the County Clerk, and a 180-day statute of limitations will apply.

General Standard Conditions:

1. Public Partnership Program. All requirements of the Public Partnership Program, Ordinance No. 86-70 shall be satisfied prior to any building permit issuance. The ordinance requires

that a public art fee be added at the time of the building permit issuance for the purpose of participating in the City Public Art Program.

2. **Application Accuracy.** The information contained in the application and all attached materials are assumed to be correct, true, and complete. The City of Escondido is relying on the accuracy of this information and Project-related representations in order to process this application. Any permits issued by the City may be rescinded if it is determined that the information and materials submitted are not true and correct. The Applicant may be liable for any costs associated with rescission of such permits.
3. **Signage.** All proposed signage associated with the Project shall comply with the FCC RF sign requirements and Article 66 (Sign Ordinance) of the Escondido Zoning Code. Appropriate signs providing notice, caution or warning, and other necessary markings shall be placed at the main access point(s) and other locations, as may be required, in order to alert the general public, maintenance or other workers approaching the antennas to the presence of RF transmissions and to take precautions to avoid exposures in excess of FCC limits. No signage other than that required for compliance with FCC regulations shall be provided.
4. **Noise.** All Project generated noise, including construction noise, shall conform to the City's Noise Ordinance (Ordinance 90-08).
5. **Staging Construction Areas.** All staging areas shall be located within the appropriate area identified on the approved traffic control plans, to the satisfaction of the field-engineering inspector.
6. **Parking and Loading/Unloading.** No contractor or employee may store, or permit to be stored, a commercial or construction vehicle/truck; or personal vehicle, truck, or other personal property on public-right-of-way or other public property without permission of the City Engineer.

**Additional Planning Division Conditions:**

1. The small wireless facilities shall be subject to the terms of the Telecommunication Network License and Encroachment Agreement with between the wireless carrier and the City of Escondido.
2. The Telecommunication Network License and Encroachment Agreement between the wireless carrier and the City of Escondido for these facilities shall be approved by the City Attorney and entered into by said parties prior to approval and construction of the facilities.
3. The applicant, or any subsequent operator/lease holder of the facilities, shall not oppose co-location on the facilities by other wireless carriers (subject to City of Escondido approval) if it can be demonstrated that there would be no adverse effect on the operations and functions

of the existing facilities, and the new facilities can be appropriately integrated into the design of the existing facility.

4. Operation of the facilities shall not commence until all requirements of the Planning and Building Divisions, and Engineering Services Department have been completed.

#### **Engineering Division Conditions**

1. A wireless facility agreement, where applicable, shall be approved by the City Attorney prior to approval and construction of any wireless facility.
2. Where applicable, an encroachment permit shall be obtained from CALTRANS and from the San Diego County Water Authority for work within their right-of-way and/or easement. Clearance from Rincon, Vallecitos, and/or Valley Center Water District shall be obtained for any conduit work within their service area and waterline facilities. It will be the applicant's responsibility to notify and/or make all arrangements with other agencies or Water Districts as may be necessary for approval.
3. All existing and new street light poles on which the wireless facility is attached to shall be retrofitted or include a new LED lamp fixture in accordance with the City of Escondido Design Standards and Standard Drawing E-1-E.
4. All existing City street light poles to be removed shall be carefully salvaged to the Public Works Yard. The pole foundation shall be removed to a minimum depth of two (2) feet below finish grade.
5. All street light conduit and wiring splicing shall be reconnected in accordance with the City's Standard Drawings and to the satisfaction of the Public Works Director.
6. Street light poles installed by the applicant shall have a separate SDG&E power source directly connecting to the small wireless facilities, unless prior agreements have been made otherwise. The applicant shall be responsible for all maintenance and repair cost of the poles and light fixtures as per the executed agreement.

#### **7. Conduit Trenching**

- a. All trenching/conduit installations greater than fifty feet shall be by separate permit and approval.
- b. All trench conduit installations shall conform with City of Escondido Standard Drawing M-3-E Fiber Optics Conduit Zone, and backfilled per Standard Drawing G-2-E.

- c. All jack and directional bore conduit installations shall be three (3) feet below any existing and/or future utility and storm drain conduits in accordance with Standard Drawing No. M-3-E.
- d. Any work performed in a public street moratorium area, including trench and bore pits, shall be required to resurface the roadway in accordance with the City's Municipal Code. A note to this requirement shall be included on all plan sets. All other surface treatment shall be per Standard Drawing G-2-E.
- e. All new connector pull boxes shall be installed at the ultimate right-of-way and typically behind back of sidewalk, and to the satisfaction of the City Engineer.
- f. The applicant shall be responsible to repair or replace any driveway approach, curb and gutter, sidewalk, or other damages as a result of construction activities for this subject project. All curb, gutter, sidewalk and driveway repairs and replacements shall be in accordance with Standard Drawing G-6-E.
- g. The applicant and/or contractor will be responsible to implement Best Management Practices (BMPs) to prevent storm water pollution in accordance with the approved Erosion Control Plan, CASQA guidelines and City of Escondido Municipal Code during all phases of project construction to the satisfaction of the City Engineer.
- h. Erosion and sediment controls, or other storm water pollution control measures, shall be provided to control sediment and silt from construction work areas. The applicant and contractor shall be responsible for maintaining all erosion and sediment controls throughout the construction work.

## **8. Encroachment Permit**

- a. An encroachment permit shall be obtained for all work within the public right-of-way, City utility easements, and/or on City property.
- b. Provide door hangers for notification to all businesses and residences within 300' radius of the project site. Include type of work being done, ownership and contact information, in both English and Spanish, for review and approval.
- c. Traffic Control Plans.
  - 1. A detailed detour and traffic control plan, for all construction within the right-of-way, shall be approved prior to the issuance of an Encroachment Permit for construction within the public right-of-way.



2. Traffic Control Plans shall be stamped and signed by the licensed Engineer.
3. Indicate contractors name, address and telephone number. Include name and telephone number of the 24-hour contact person representing the Contractor.
4. The Contractor's liability insurance, Contractor's State Board License and City Business License shall be active/current and not expired.
5. Indicate on the traffic control plans the duration of the construction work and subsequent traffic control.

#### **Additional Engineering Conditions**

1. All work to be done in accordance with the standard specifications for public works construction, 2015 edition, effective December 07, 2016 by resolution no. 2016-17 and the design standards and standard drawings of the city of Escondido effective April 02, 2014 by resolution 2014-08, along with any amendments thereto.
2. All contractors working in the public right of way shall obtain a separate encroachment permit from the director of engineering services; inspection of all work is required. Contact the engineering field office at (760) 839-4664 to arrange for encroachment permits and inspection. Twenty-four-hour advance notice is required for inspection. No work shall be performed in the public right of way on Saturdays, Sundays or legal holidays without the express permission of the city engineer.
3. It shall be the responsibility of the contractor to locate all substructures, whether shown hereon or not, and protect them from damage. The expense of repair or replacement of said substructures shall be borne by the contractor.
4. Location and elevation of all existing improvements within the area of work shall be confirmed by field measurement prior to construction of new work. Contractor will make exploratory excavations and locate existing underground facilities sufficiently ahead of construction to permit revisions to plans if revisions are necessary because of actual location of existing facilities.

#### **SMALL CELL WIRELESS FACILITIES**

1. All structural calculations shall be provided on plans and stamped by a California registered civil engineer for all facilities mounted to city street light poles and other public infrastructure, front and side elevations sections and attachment details, and detailed site plan showing all existing and proposed facilities.

2. All existing city street light poles to be removed shall be “carefully” salvaged to the Public Works Yard. The pole foundation shall be removed to a minimum depth of two (2) feet below finish grade.
3. All existing and new street light poles shall be retrofitted or constructed in accordance with the City of Escondido Design Standards and Standard Drawing E-1-E. This includes the retrofitting of existing street light poles with a new L.E.D. luminaire.
4. All street light conduit and wiring splicing shall be reconnected in accordance with the City’s Standard Drawings E-1-E and to the satisfaction of the Public Works Director.
5. Street light poles installed by the applicant shall have a separate SDG&E power source directly connecting to the small cell facilities, unless prior agreements have been made otherwise. Wireless company shall be responsible for all maintenance and repair cost of the poles, and light fixtures as per the executed agreement.

#### **DIRECTIONAL BORE AND TRENCHING UTILITY NOTES**

1. All temporary paving placed by any contractor, subcontractor or utility company shall remain in the public right of way for not more than 30 calendar days on residential streets and 72 hours on arterials, major roads, collectors and local collectors, prior to placement of permanent pavement. All temporary paving placed in the public right of way shall be maintained continuously in accordance with City of Escondido Standard Drawing No. G-3-E.
2. All underground utilities to be installed before construction of curbs, gutters, sidewalks or surfacing of streets.
3. Contractor shall notify utility companies prior to starting work near company facilities and coordinate his work with company representatives. It shall be the responsibility of the developer to contact the utility companies, advise them of the proposed improvements and bear the cost of relocations, if needed.
4. The city may not be able to mark-out all sewer laterals and water services. If any sewer laterals or water services are broken as part of the construction, they will be repaired immediately at the contractor’s expense.
5. When a future conflict exists with the fiber optic conduit and cables, they shall be relocated upon the city’s request, at the owner’s expense.
6. All fiber optic conduit shall be provided with a 6-inch wide strip of polyethylene nonmetallic detection tape one foot over the pipe. In addition, a #12 tracer copper

wire shall be installed over all nonmetallic or undetectable conduits to aid in the detection/tracing of underground utility lines.

7. At all points where the proposed conduit trench intersects a pre-existing water main trench, the pre-existing water main trench shall be backfilled with a 1-sack slurry backfill mix up to the top of the existing water main. All trench conduit installations shall conform with City of Escondido Standard Drawing G-2-E Narrow Trench Backfill. Maintain a minimum horizontal clearance of five (five) feet from outside of conduit to outside of sewer, water, and storm drain. Maintain a minimum vertical clearance of one (one) foot with all conflicts with City of Escondido utilities.
8. All jack and bore conduit installations and related work shall be constructed in accordance with Standard Drawing No. M-3-E. Maintain a minimum horizontal clearance of five (five) feet from outside of conduit to outside of sewer, water, and storm drain. Maintain a minimum vertical clearance of three (three) feet with all conflicts with City of Escondido utilities.
9. Where applicable, an encroachment permit shall be obtained from CALTRANS and from San Diego County Water Authority for work within their right-of-way and/or easement. Clearance from Rincon, Vallecitos, and/or Valley Center Water District shall be obtained for any work within their service area or waterline facilities. It will be the applicant's responsibility to notify and/or make all arrangements with other agencies or Water Districts as may be necessary for City approval.
10. Any work performed in a public street moratorium area, including trench and bore pits, shall be required to resurface the roadway in accordance with the City's Municipal Code. All other surface treatment shall be per Standard Drawing G-2-E.
11. All new connector handholes and pull boxes shall be installed at the ultimate right-of-way, back of sidewalk, and to the satisfaction of the City Engineer.
12. The applicant shall be responsible to repair or replace any driveway approach, curb and gutter, sidewalk, or other damages as a result of construction activities for this subject project. All curb, gutter, sidewalk and driveway repairs and replacements shall be in accordance with San Diego Area Regional Standard Drawings.

#### **STORM WATER POLLUTION PREVENTION NOTES**

1. Best management practices (BMPS) shall be implemented during all phases of construction in conformance with the City of Escondido's Municipal code. All BMP's shall be installed in accordance with the most recent version of the CASQAS Handbook.

2. Inspection, modification and maintenance of the BMP's shall be implemented as necessary. In the event of failure or refusal to properly maintain the BMP's, the City may issue emergency maintenance work to be completed to protect adjacent private and public property. The cost (including an initial mobilization amount" and any fines assessed to the City shall be charged to the owner of the project.
3. Necessary materials to implement the required BMPs' shall be available on site to facilitate rapid deployment or to repair any BMP failures.
4. City Staff shall be alerted by the contractor, permittee or owner, as needed for emergency work during rainstorms.
5. Run-on flow onto the site shall be properly managed and planned for to prevent failure of BMP's and /or illegal discharges from the project site into the storm drain.
6. Storm drain inlet protection shall be installed at storm drain inlet to prevent sediment from entering the storm drain system.
7. Street sweeping vehicles with vacuums and water tanks shall be used to keep paved streets free of loose soil and/or construction debris.