



SITE OVERVIEW

Protecting clean air and clean water improves our quality of life and preserves the local environment for our children and future generations.

Spills at construction sites can flow into storm drains and pollute the ocean or bay.

These spills are prohibited by law.

Best Management Practices (BMPs) are to be implemented at all construction sites in the City to protect storm drains and minimize pollution.



FOR MORE INFORMATION

**City of Escondido
Community Development
Department - Building Division**
Phone: 760-839-4647

Field Engineering Services
Phone: 760-839-4664

Environmental Programs
Phone: 760-839-4662

201 N. Broadway,
Escondido, CA 92025



BEST MANAGEMENT PRACTICES FOR CONSTRUCTION PROJECTS



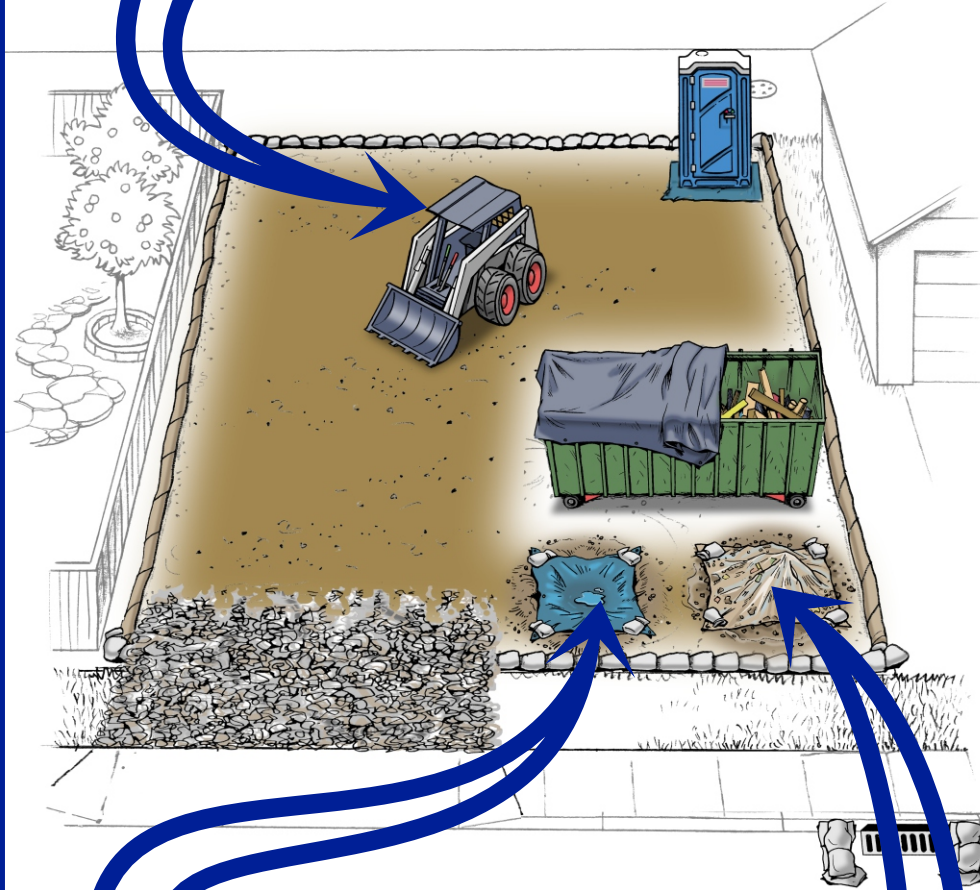
**Including room additions,
tenant improvements,
retaining walls, new
buildings, pools
spas, and
remodels.**



BEST MANAGEMENT PRACTICES FOR CONSTRUCTION SITES

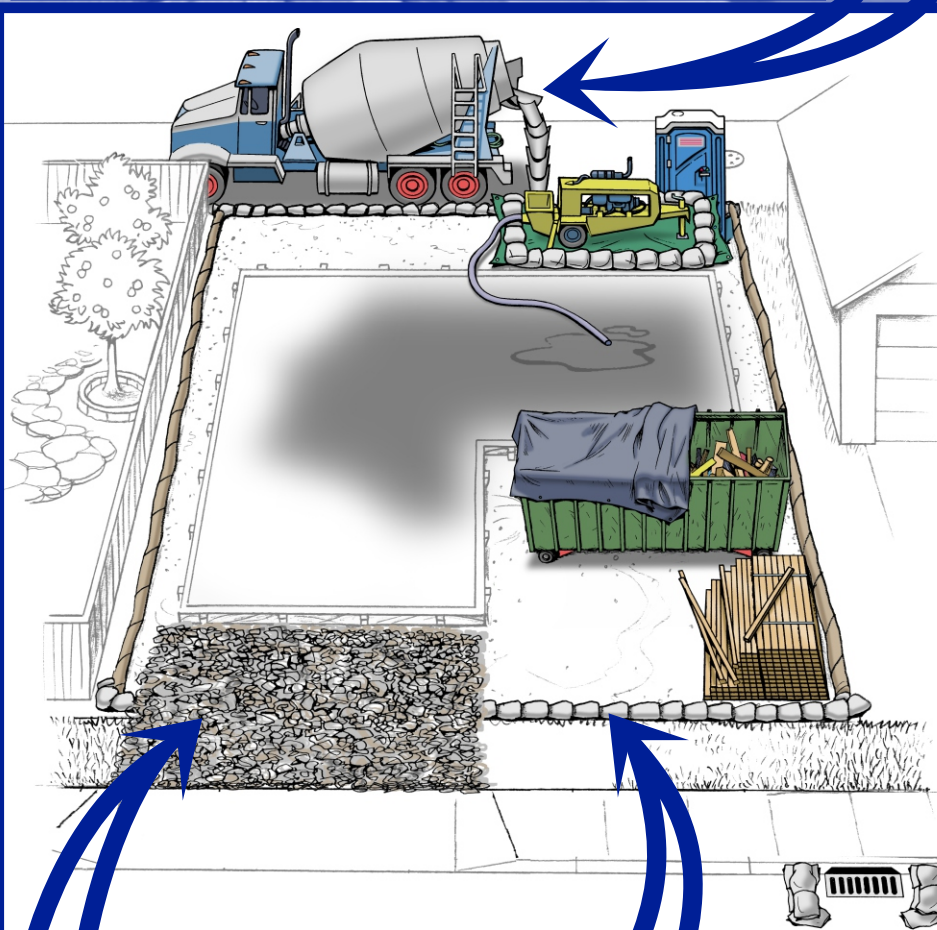
EARTHMOVING EQUIPMENT

All earthmoving equipment should be stored on site. Maintenance should also be conducted on the site.



CONCRETE TRUCKS/PUMPERS

Pumpers must be surrounded by perimeter controls, such as gravel bags, and straw wattles. Tarps also must be placed beneath concrete pumpers at all times. Residual materials must be cleaned up as well.

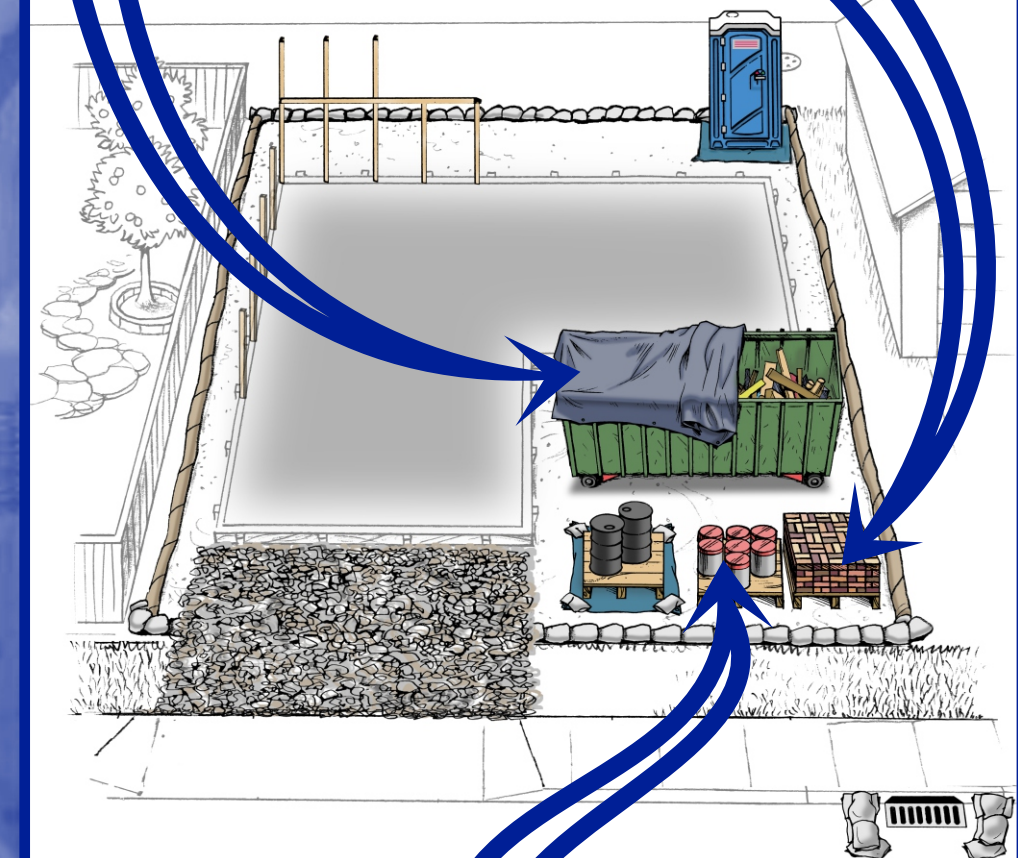


DUMPSTERS

Always cover dumpsters with a rollback tarp. Dumpsters shall be located on-site. Never allow debris on the ground.

BUILDING MATERIALS/STAGING AREAS

Construction materials must be stored on site at all times. Building materials must always be covered when not in use to prevent run-off caused by wind or rain.



WASHOUT AREA

The disposal of "wet" construction materials should be handled in the washout area. This includes paint, stucco and concrete. Use a sand berm or equal and tarp to prevent run-off in nearby areas. The washout area must be checked and maintained daily to ensure compliance.

SOIL & GRADING

Stock piled soil and gravel must be stored on site and covered. Dust control shall be maintained throughout all phases of construction. During the rainy season (October 1–June 1) additional gravel bags, tarps, visqueen, etc. must be stored on-site for emergency repair.

PERIMETER CONTROLS

Gravel bags, silt fences and straw wattles are acceptable perimeter controls, and shall be used to surround the entire site. Avoid running over perimeter controls with vehicles or heavy equipment, as they can damage the materials. Keep extra absorbent materials and/or a wet/dry vacuum on site to quickly pick up spills. Sites must also be checked and maintained daily.

(3" GRAVEL WITH FABRIC UNDERLAY) STABILIZED CONSTRUCTION ENTRANCE

Tracks and trails off site are not acceptable. All equipment must use the stabilized construction entrance. Alternately, do not drive on/off unpaved areas.

PAINT & STUCCO

All paint and stucco materials stored on the site must be contained and covered. It is illegal for contractors to wash out paint brushes in the street or dump any residue in the storm drain. Paint brushes and spray guns shall be washed/cleaned out into a hazardous materials drum or back into its original container and disposed of properly.